

Agenda Item III
Minutes - March 2006

Board of Trustees
April 12, 2006, Meeting

SOUTHERN STATE COMMUNITY COLLEGE
MINUTES OF THE REGULAR MEETING
OF THE BOARD OF TRUSTEES
March 8, 2006

The regular monthly meeting of the Southern State Community College Board of Trustees was held in the Board Room on the Central Campus of Southern State Community College on Wednesday, March 8, 2006.

Call to Order and Roll Call

At 6:45 p.m., Chair Doug Lynn called the meeting to order. Roll Call was as follows:

Present:

Ms. Patricia Griffiths
Mr. Paul Hall, Vice Chair
Mr. Willis Herdman
Mr. Douglas Lynn, Chair
Mr. Ralph Shell

Absent:

Ms. Kay Ayres
Dr. Susan Dunkin-Blanton
Mr. Ernest McFarland
Mr. James Ward

Approval of Agenda

Mr. Herdman moved and Mr. Shell seconded that the Agenda be approved. All were in favor.

06.05

Approval of Minutes

Ms. Griffiths moved and Mr. Shell seconded that the January 11, 2006, Minutes be adopted. Roll Call Vote was as follows:

YES, MINUTES:

Ms. Griffiths
Mr. Hall
Mr. Herdman
Mr. Lynn
Mr. Shell

06.06

Monitoring Confirmation

President's Report. In addition to his attached written report (February and March 2006), Dr. Dukes:

- Reminded the Board to submit their Ethics Disclosure Statement by April 15.
- Announced to the Board that LPN Graduation is scheduled for March 24.
- Distributed a listing of Trustee Appointment Terms; reappointment will be coming up in May for three Trustees, so we will begin the procedure for reappointment for Trustees who wish to serve another term.
- Reported that 27 different high schools, both inside and outside the district, have used the Patriot Center.
- Invited the Board to dinner on March 17 with Linda Robinson, who will be providing a presentation that evening and is the daughter of former Trustee Member Bill Robinson.

Mr. Hall moved and Mr. Herdman seconded that the President's Report be accepted. Roll Call Vote was as follows:

YES, President's Report:

Ms. Griffiths
Mr. Hall
Mr. Herdman
Mr. Lynn
Mr. Shell

06.07

The President reported that the Highland County P-16 Council is submitting a request for a planning grant to the Knowledge Works Foundation and asked the Board of Trustees to authorize a \$1000 commitment from the College as part of the match required by the Grant proposal. Ms. Griffiths moved and Mr. Herdman seconded that the College commit \$1000 for the Grant as stated. Roll Call Vote was as follows:

YES, \$1000 Commitment for the Highland Co. P-16 Council Knowledge Works Grant:

Ms. Griffiths
Mr. Hall
Mr. Herdman
Mr. Lynn
Mr. Shell

06.08

Treasurer's Report. In addition to his attached Report (January and February 2006), Mr. Buck distributed to the Board a Policy and Procedures Manual Review Packet; he has been working with the Attorney General's Office on the Manual and hopes to have a completed document by the end of this fiscal year. Mr. Buck also shared with the Board some updated statewide enrollment projections and spoke to the Board about the planning status for next year's budget. In closing, he discussed a new funding formula that the state is considering and its impact on the College.

Mr. Shell moved and Mr. Herdman seconded that the Treasurer's Report be accepted. Roll Call Vote was as follows:

YES, Treasurer's Report:

Ms. Griffiths
Mr. Hall
Mr. Herdman
Mr. Lynn
Mr. Shell

06.09

Status of Campus Building Projects

President Dukes shared the following information about campus building projects with the Board of Trustees.

- In a recent meeting Dr. Dukes had with our legislators, they received a copy of the Fayette Campus Expansion Plan.
- The College was approached by the superintendent of Washington Court House Schools about renovating their old junior high building, but Dr. Dukes thinks it may be better to continue with the expansion plans of our existing campus.
- Dr. Dukes has been in contact with our federal congressman relative to some smaller projects one of which has to do with housing the new manikins.
- Praxair has offered property and a building that connects to our Central Campus. They're asking \$250,000 for about 2.5 acres plus the building. The good thing is it connects directly to the campus, but at this time, we don't know what we would do with the building.

Proposed Project – John Tallieu

John Tallieu, Director of the Center for Business and Industry, spoke to the Board about a program he has been working on called Integrated Systems Technology, which is a training program that provides individuals with advanced manufacturing skills. Honda suppliers, such as YUSA, as well as other manufacturers in our district have a need for this type of training. An Integrated Systems Technology Lab would cost about \$1 million. The Capital Bill may be a possible funding source. John listed other possible funding sources on page 7 of his report.


Adjournment

At 7:30 p.m., Mr. Hall moved and Mr. Herdman seconded that the meeting be adjourned. All were in favor.

06.10

NOTE: Copies and/or originals of all documents referenced throughout the Minutes are on file (BOARD OF TRUSTEES•March 8, 2006•meeting) in the President's Office unless otherwise noted. The meeting was audio taped as well.

Respectfully submitted



Stevetta Grooms

Attachments:

- President's Report
 - February 2006
 - March 2006
- Treasurer's Report
 - January 2006
 - February 2006

Agenda Item IV.A
President's Report
February and March 2006

Board of Trustees
March 8, 2006, Meeting



Memorandum

To: SSCC Board of Trustees
From: Dr. Lawrence N. Dukes, President
Date: February 6, 2006
Subject: President's February 2006 Update

Enrollment Update

We have now completed winter quarter enrollment, which is down 3 percent from winter quarter of 2005. As Jim has noted in his Treasurer's Report, this does have some budgetary implications for the College although it should not present a serious problem. We do believe that with the Practical Nursing program in Warren County beginning officially in the spring quarter, we may recover somewhat during the spring but still anticipate that enrollment for the year will be down slightly.

As we reviewed the demographic information (The same information the Board received with the last packet.), we have found that our entering freshmen seems to have been a particularly weak group from an academic standpoint and indeed the number of students on probation and warning did increase significantly for winter quarter. The Looking to the Future Task Group, which I formed approximately one month ago is reviewing the same data the Board saw and additional information and planning a strategy to continue to move the College forward relative to its enrollment growth.

Foundation Update

While there have been no major events relative to the Foundation, we do now stand at slightly more than \$330,000 for the fiscal year with the expectation that we will get very close to \$400,000. Doug Seipelt has been working with a group from Georgetown that has approximately \$11,000 that were raised for purposes of providing a scholarship. The funds were raised after the untimely death of a former SSCC student who was also a member of the College's soccer team. The intent is to transfer the funds to the SSCC Foundation with some restrictions as to how it's used as is true for most of our endowments.

The Executive Committee of the Foundation is now formed and did meet on January 30. The Committee reviewed the various firms that had offered to manage our funds and felt that it might be prudent to place the money with more than one organization, which is similar to the decision that was made some time ago when funds were placed with the trust departments of two of our local banks. This would seem to make some sense and would give us an opportunity to review the investment returns over the next year prior to

committing all of the funds with a single organization. The Committee has some individuals on it who are actively involved in managing funds either for a local foundation or for a county. We also have a banker on the Committee, so it was a knowledgeable group that reviewed the top firms.

Center for Business and Industry Report

The attached Report from the Center for Business and Industry again shows the breadth of the training opportunities provided through Corporate and Community Services. Also included with the Report are two additional pieces of information. The first talks about the Business Training Center and the specific courses that will be offered through the Center. It should be noted that these are courses of a general nature and do not necessarily include many of the training opportunities that will be developed over the remainder of the year. The second piece of information is a copy of *The People's Defender*, which talks about Southern State contributing \$1000 to the Adams County Career Center for construction of the two classrooms at our Adams County Training Center.

Scheduled High School Visits – PSEO and Financial Aid

Enclosed are schedules of visits made by Southern State staff for the specific purpose of providing information on the Post Secondary Enrollment Options program and financial aid in general. It should be of interest to the Board to note that with our 20 public high schools, 12 of them now request that Southern State personnel do the presentation relative to the PSEO program. This is obviously a program that is somewhat sensitive to the high schools for reasons we have discussed in the past so I believe it does indicate a great deal of trust that Southern State personnel will present an unbiased view of what the program is really all about.

Of the 20 high schools and three vocational schools in our district, our Financial Aid office now presents at financial aid nights or college fairs at 20 of those institutions. Once again, it reflects very favorably on our staff and the confidence that our area high schools have in SSCC personnel.

These presentations are in addition to the regular recruiting visits scheduled by the Enrollment Coordinator.

College Cultural Events

In preparation for the North Central visit, Annie Rankin and Elizabeth Burkard developed a list of cultural events that have taken place on the college campus over the last five years. The purpose of this was not simply to develop the list but also to indicate which of the performers, speakers, etc. were minorities as a portion of the North Central study is concerned with diversity on the campus. We have limited diversity among our student population as we do not have a significant number of minority students, but we do attempt to bring a diverse group of speakers and performers to the college campus to expose our students to minority groups and other cultures. I think you may find the list of interest with a total of some 80 events over the past ten years.

News from the South Campus

The planning for the annual Cabin Fever event is going extremely well this year. Skip Werline normally contacts area high schools and invites them to submit art work for competition to be held in the Gateway Center. We currently have 11 schools confirmed with the anticipation that several more may be added prior to the event on Saturday, February 25. A number of vendors will also be there displaying their artwork for sale as well as the high school exhibitors. This event seems to be gaining in popularity as we have now continued it for several years.

On March 1, there will be a homeland security planning meeting in the Gateway Center that involves eight counties with the expectation that there will be 100 people in attendance.

Southern Ohio Center of Excellence

I was recently able to attend a small recognition event by the personnel involved with both the OCAN and GEAR UP programs as well as two representatives from General Electric, which is providing some support to portions of those programs. There were more than 20 individuals there either hired under these programs or as Vista volunteers, and the excitement and energy that filled the room was truly remarkable. It is very pleasing to me to see this program making such great strides, and once again we hear many positive comments from the school districts that are involved. The Board will be receiving an invitation in the near future for a kickoff event in March for the beginning of the GEAR UP program, which will be implemented at West Union High School. This should be an exciting time as Board Members, Foundation Board Members, local legislators and the West Union community have been invited to the event.

The P-16 Council

As noted in an earlier report to the Board, I did take six other members from Highland County with me to Columbus for a KnowledgeWorks sponsored meeting on establishing P-16 (preschool through baccalaureate) Council. The response from the individuals involved, who did represent various aspects of education throughout the county, was very positive, and they do wish to move ahead in forming such a Council. We have now confirmed that all of the superintendents are interested in pursuing this program, and we will be meeting on February 14 with members of the business and social service communities to discuss this program. Essentially, it is an attempt to review existing data on such things as college attendance, test scores, retention and other issues that affect the pipeline that leads from preschool through a college degree. We will be applying for a grant to continue the planning and work of establishing the commission, but the grant is not due until March 31 with winners announced sometime in early June. I believe this is another opportunity to work closely with superintendents and other high school personnel that should strengthen the sense of partnership between our institutions.

Higher Learning Commission On-Site Visit

The Higher Learning Commission's on-site visit is scheduled for May 1, 2 and 3. The important thing from the Board's standpoint is that the team will want to meet alone with the Board for either a lunch or dinner meeting during their visitation. The likely time of that event will be either May 1 or 2 as on May 3, they meet together as a team and then host an exit interview at approximately 10:30 a.m. Those days are Monday, Tuesday and Wednesday, and I would simply ask the Board to try to maintain some freedom during that time period so that you will be able to attend either a luncheon or a dinner. The last time that we had an accreditation team visit, we had them to my home for dinner the Sunday evening before the actual visit commenced. This was a good time to visit with the committee and get to know them, which we think was helpful in the sense of a certain level of comfort with the institution. If the team agrees to have dinner with us the evening prior to the official visit, I would hope that the Board would also be able to attend and have some opportunity to discuss the college in an informal atmosphere. Following is a list of members of the North Central Team.

Dr. Jonathan M. Astroth
President
Heartland Community College
1500 West Raab Road
Normal, IL 61761

Dr. Joyce K. Elsner
Vice President, Administrative Services
Maricopa Community Colleges
South Mountain Community College
7050 S. 24th Street
Phoenix, AZ 85042

Dr. Thompson A. Brandt (Team Chair)
Dean of Humanities and Social Sciences
Highland Community College
2998 Pearl City Road
Freeport, IL 61032

Dr. Ben Yohe
Chief Learning Officer
Colorado Mountain College
831 Grand Avenue
Glenwood Springs, CO 81602

Dr. Kathy M. Brock
Vice President/CAO
Northwest Iowa Community College
603 West Park Street
Sheldon, IA 51201

Looking to the Future Task Group

I'm enclosing the minutes from the second brainstorming session from the committee that is reviewing the same data that has been given to the Board and working toward implementation of plans to address some of the issues that have been identified. I believe it will give you some idea of the kinds of additional information that is being reviewed and the possibilities for addressing some of the issues that have developed as a result.

I look forward to seeing you at the Planning Retreat on February 21 and 22. You should have received information on that event in an earlier mailing.

sg

Attachments

From: John Tallieu

Sent: Thursday, February 02, 2006 11:23 AM

To: Larry Dukes

Cc: Sherry Stout; Stevetta Grooms; Nancy (SSCC) Wisecup (nwisecup@sscc.edu); John Joy (jjoy@sscc.edu)

Subject: Center for Business and Industry – January 2006

Center for Business and Industry – January 2006

Adams County Business Training Center

A Winter/Spring course offering flyer has been completed and printed, with the help of our Communications office. The Adams County Chamber of Commerce has graciously agreed to distribute the flyer with their February newsletter. The Chamber continues to hold their monthly meetings at the center. John Joy will be introducing himself to the Adams County Commissioners on Monday, Feb. 6, and updating them on the Center's activities. "Building Your Own Business" workshops have been arranged in March and May at the Center, in cooperation with The Ohio State University South Centers.

Kautex-Textron

A large Training grant was submitted to OBR for Industrial Maintenance for Operators, and was approved in the amount of \$9,750. Kautex is investing \$17,975 in this portion of the training, for a total training project amount of \$27,725. This phase began the 2nd week of January and will continue for 18 weeks. CFC-Solar of Cincinnati is our training partner for this series.

Liberty Bank

A grant in the amount of \$690.00 has been approved for Liberty Savings Bank to offset costs of two days of Excel training, to be conducted week of February 20. Liberty has also expressed strong interest in providing Excel and other software training later this Spring, pending additional allocations of TITG monies.

Workforce Development Institute

John Joy attended the Workforce Development Institute in Sarasota, Florida on January 26th through the 29th. Sponsored by the American Association of Community Colleges, the Institute provided a range of learning opportunities, forums, and focus sessions on the challenges facing college-based workforce service providers. A two-part summary of John's experience at the Institute is available upon request.

Highland County Chamber

CBI and the SSCC IT Department have helped to insure a smooth transition for Katy Farber, the new Director the Highland County Chamber. She has been provided her with a wireless laptop, an e-mail account and some technical assistance getting connected to the network at the High Tech Center. She

expressed appreciation for the help at the Manufacturing Council meeting held on January 25th at Waddell in Greenfield. John Joy attended.

YUSA

We have completed 42 hours of the 54 hours of OSHA safety instruction. The remainder will be done in February.

Continuing Education

Kris Hilgeman has found a vendor to supply on-line classes for the Certified Financial Planner and Insurance programs. Continuing Education Units are required to keep the certification, but the costs of running the classes often exceeded the income. We now offer the classes 24/7, can continue to provide support for both programs and don't have to be concerned about having enough people to break even on the costs.

Turning point

We delivered two more Forklift training classes to Turning Point in January. There were some questions about the follow up sessions for the participants, but these have been addressed and the program is moving forward.

New Sabina

We completed a three day Industrial Electricity class this month. By partnering with Edison Community College on this project we were able to use their grant funds to complete the project. New Sabina is considering an additional 3 to 4 day PLC class in the near future, but no specific date has been set. Edison has agreed to supply grant funding for this program as well.

Court House Manor

We have met with the Facility Director and Marketing Manager to discuss providing basic computer training for the residents and their families. The details are being worked out, but the classes would focus on improving the communications by teaching basic computer skills, setting them up with free e-mail accounts, showing how to send pictures, do genealogical research, access home town newspapers and so on. Currently we are considering 10 sessions with each session covering a single topic. We would like to roll this out in early spring, probably April or May.

Weyerhaeuser

The 6 day Programmable Logic Controllers class starts on February 2nd and will include students from Weyerhaeuser's plants in South Carolina and Pennsylvania.

Training Consortium

We met with Weastec, YUSA, American Showa and Candle-Lite on January 13th to discuss maintenance training classes. We are waiting on input from them to decide which are the most pressing needs.

First State Bank of Adams County

On January 30th we meet with the President, CEO, CFO and other executives to discuss a strategic planning program to be delivered at the Appalachian Center in Fincastle. The program is scheduled for March 2nd.

Ohio Board of Regents Audit

The Ohio Board of Regents will be visiting Corporate and Community Services on February 23rd to perform the annual audit of the Targeted Industries Training Grant Program.

John Tallieu

Director, Center for Business and Industry
Southern State Community College
200 Hobart Drive
Hillsboro, OH 45133
Toll Free: (800) 628-7722, ext 4550
Phone: (937) 393-3431
Fax: (937) 393-5165
E Mail: jtallieu@sscc.edu

Adams County

Business Training Center

Congratulations!

Thank you for taking an interest in the Adams County Business Training Center. You have taken a key step in keeping up with our changing world. This is a place that will help you gain new skills and experiences. If you are looking for promotion, a career change, or just learning something new, the Adams County BTC offers you choices. Our instructors are skilled in helping you learn at your own pace. You will be pleased that our focus is on what you are willing to learn, not on what you do not know! Below are some typical questions about the answers.

What is the BTC and why is it located in Adams County?

Adams County is one of the five counties in the SSCC service area. The purpose of the center includes providing real life, applicable skill training, workforce development, and improve technology education. Another important objective is to provide training to all ages of the workforce, as well as those in retirement.

What does the training cost?

Costs vary according to the type of learning situation. For your benefit, costs are kept as low as possible. We attempt to cover the cost of the instructor, materials, and some administrative and overhead expenses. Grants may be available to employers, small businesses, and sole proprietorships. Call or email John Joy at 1-800-628-7722, ext. 4555 or jjoy@sscc.edu to find out if you qualify.

What if you haven't been in a classroom for years?

You are not alone! The classroom of today is a lot more "user friendly" than those of years past. Remember, the focus will be on what YOU want to learn!

How do I find out what is offered at the BTC?

Announcements are made regularly through local newspapers and other media. You may also call our Training Resource Center at 1-800-628-7722, ext. 4555. Those of you with Internet access can log onto the SSCC website at www.sccc.edu. Click on "Business & Industry." Information will be updated to you as it becomes available.



By exploring these opportunities, you can learn skills that will help to increase your confidence, values at work, and the ability to stay current in our changing world. Through our up-to-date computer lab and learner-centered coaches, you can obtain additional skills in a convenient location close to home.



Adams County

Business Training Center Winter Schedule

The Corporate and Community Services Division of Southern State Community College is offering a variety of courses at the Adams County Business Training Center this February and March. The Adams County Business Training Center is located at 3389 Cross Road, next to Salamon Airport, which is just off State Route 247.

These classes are offered as part of a unique partnership between Southern State Community College and the Ohio Valley Career and Technical Center.

| Description | Time | Dates | Cost |
|--|-------------------|---------------------------|-------------------|
| Community Spanish | 9 a.m. - 11 a.m. | Feb. 21, 23, 28 Mar. 2 | \$65 + \$30 book |
| A non grammar based program designed for persons wanting a quick and easy way to learn limited amounts of everyday Spanish. It assumes no prior knowledge of Spanish and you will learn to say practical and common phrases in Spanish. The manual used during class is yours to keep as a reference guide! | | | |
| Interviewing Basics | 12:30 - 4:30 p.m. | Feb. 23 | \$40 |
| Participants will take, from this four hour workshop, an up-to-date review of the legal pitfalls affecting the interview process, a description of interviewing practices, and some tips that can be applied on the job. This is designed for small business owners and business and industry staff who are new to the hiring process. | | | |
| Internet Safeguards for Children | 12 noon - 3 p.m. | Mar. 2 | \$35 |
| This is important for parents, guardians, or anyone who has children that access the Internet. Emphasis will be on the tools, filters, and software available that limit access to the wide variety of sites that are not suitable for children. | | | |
| Spanish for Nurseries & Landscaping | 9 a.m. - 12 noon | Mar. 21, 23, 28, & 30 | \$120 + \$30 book |
| No prior knowledge of Spanish is required. You will learn important Spanish commands, questions, and phrases pertinent to daily interactions between supervisors and Spanish-speaking employees. If you supervise, or expect to supervise Spanish speaking employees, and are in the landscaping, grounds keeping, or nursery business, this course is a must. | | | |
| Beginning Digital Photography | 6 - 8 p.m. | Mar. 7, 9, 14, & 16 | \$60 |
| Do you have a digital camera and are not sure you are getting the most from it. Learn the basics of digital camera operations and functions, as well as a review of some common photo management software. | | | |
| Introduction to PowerPoint | 9 a.m. - 1 p.m. | Mar. 21 | \$40 |
| Are you an employee or student who would like to be able to make basic PowerPoint presentations, and/or use PowerPoint to produce effective handouts? Would this skill be useful to you outside of work? Are you a coach, 4-H advisor, or other group leader that could use PowerPoint training. Learn how to make visually attractive presentations and handouts using PowerPoint software. | | | |
| Introduction to QuickBooks | 9 a.m. - 4 p.m. | Mar. 23 | \$95 |
| QuickBooks is the top recommended small business financial management software. It organizes your important business information in one place and gives you a great tool for improving your business performance. This basic class will cover the range of topics needed to get you started with this popular software. | | | |

For more information, or to register, please contact John Joy at 1-800-628-7722, ext. 4555, or orjjoy@sscc.edu. The deadline for registration will be nine calendar days before each class is scheduled to begin. If minimum enrollments are not met, the class will be cancelled.



THE PEOPLE'S DEFENDER



SSCC gives \$1,000 to CTC for job well done

Carleta Weyrich
Reporter



Gary Basford (center), teacher of the construction class at the Adams County/Ohio Valley Career and Technical Center (CTC), receives a thank you check, on behalf of the class, from John Joy (second from right), special projects director for corporate and community services at Southern State Community College. Along with Basford are (l-r) John Kennedy, Adams County/Ohio Valley Adult School supervisor; Charles Cooper, Ashley Davenport and Justin Roades, members of the CTC construction class; and Tad Mitchell, director of the CTC. Photo by Carleta Weyrich/The People's Defender

for \$137,615 from the Appalachian Regional Commission (ARC). The grant has provided funding for work force training, Internet connectivity, the purchase of computer software for special training projects and the distance learning lab.

On Jan. 24, the carpentry class at the Adams County/Ohio Valley Career and Training Center (CTC) received a thank you check of \$1,000 from Southern State Community College (SSCC) for a job well done at the SSCC Adams County Business Training Center (BTC).

"It's a good example of the relationship between Adams County/Ohio Valley Schools and Southern State Community College," said John Joy, special projects director for corporate and community services at SSCC.

Throughout this school year, 12 senior students in Gary Basford's construction class at the CTC gained experience in commercial construction while building for the future of Adams County. The students built two classrooms at the BTC on Cross Road near Salamon Airport.

The students began framing in the classrooms in September. The rooms are 20 feet by 20 feet and 20 feet by 16 feet. An accordion door separates the two rooms so they can be used as one large room.

According to teacher Gary Basford, the students have gone through the building permit process, and met the state building inspector, Frank Pastorzak.

"He (Pastorzak) came in and introduced himself to the students," said Basford. "He explained why we have state inspectors and what is expected of the students.

"I really think it was a good learning project," Basford continued. "We felt good about cooperating with Southern State."

The class had another project, construction of a house, which shared their time. According to Basford, the class was able to work on the classrooms during inclement weather and on the house when the weather was dry.

With the new classrooms, SSCC was able to add distance learning to the BTC, along with Webcast capability. The project was funded from a grant

Related Links

PSEO Schedule

* Only 2007 & 2008 graduates interested

Monday, January 30 – Eastern Brown, 7:00 PM – *Approximately 15 families attended

Wednesday, February 1 - @ West Union, 7:00 PM – *12 families attended

Thursday, February 2 - @ East Clinton, 6:00 PM – *Approximately 15 families attended

Monday, February 6 - @ North Adams, 7:00 PM

Wednesday, February 8 - @ Washington Court House, 7:00 PM

Monday, February 13 - @ Fairfield HS, 7:00 PM

Wednesday, February 15 - @ Blanchester, 7:00 PM

Wednesday, February 22 - @ Whiteoak, 6:00 PM

Thursday, February 23 - @ Georgetown, 7:00 PM

Wednesday, March 1 - @ Peebles, 7:00 PM

Thursday, March 2 - @ Western Brown, 7:00 PM

Wednesday, March 8 - @ Miami Trace, 6:30 PM

2006

Financial Aid Nights Offered at Local High Schools

| | |
|-------------------|------------------------------|
| November 29, 2005 | Blanchester High School |
| January 4, 2006 | Hillsboro High School |
| January 5, 2006 | Clinton Massie High School |
| January 6, 2006 | Peebles High School |
| January 7, 2006 | Eastern Brown High School |
| January 11, 2006 | Georgetown High School |
| January 12, 2006 | Ripley W/L High School |
| January 17, 2006 | Lynchburg Clay H. S. |
| January 18, 2006 | Southern Hills Career Center |
| January 19, 2006 | Greenfield High School |
| January 20, 2006 | East Clinton H. S./Seniors |
| January 25, 2006 | Whiteoak High School |
| January 25, 2006 | Hopewell JOGS |
| January 27, 2006 | Wilmington High School |
| January 31, 2006 | Fairfield High School |
| February 1, 2006 | Fayetteville High School |
| February 2, 2006 | East Clinton High School |
| February 7, 2006 | North Adams High School |
| February 8, 2006 | Manchester High School |
| February 9, 2006 | Laurel Oaks |
| February 13, 2006 | West Union High School |
| February 19, 2006 | Wilmington High School |

Southern State Community College Events from 1995-2005

| Event | Description | Location | Year - Month |
|------------------------------|---|----------|--------------|
| Gerhardt & Barbara Suhrstedt | Piano concert/slide show & poetry readings titled "Four Hands Fantastique: French Music, Art & Poetry" | Central | 1995 - Nov |
| John Stobart | Maritime artist presented lecture and art show | Central | 1995 - Dec |
| Appalachian Gateway Festival | Provided craft making, storytelling, music of Appalachian heritage | South | 1996 - Jun |
| Appalachian Photo Exhibit | Photo exhibit titled "Perceptions of Home: The Urban Appalachian Spirit" | Central | 1996 - Aug |
| Appalachian Gateway Festival | Featured artisans, crafters, musicians of Appalachian heritage | South | 1997 - Jun |
| Gerhardt & Barbara Suhrstedt | Piano duettists performed concert w/slide show featuring the music of George Gershwin | Central | 1997 - Nov |
| Sharon Draper | African-American National Teacher of the Year | Central | 1998 - Mar |
| Nathan Whitt | Folk music artist performed concert | Central | 1998 - Mar |
| John Douglas | Former FBI special agent who pioneered the field of "profiling" | Central | 1998 - Apr |
| Nevelson Duo | Elizabeth Reed Smith (violinist) & Leslie Pettys (pianist), music professors at Marshall University perform concert | Central | 1998 - Apr |
| Classical Guitar Ensemble | Group from University of Cincinnati - College Conservatory of Music perform concert | Central | 1998 - May |
| Appalachian Gateway Festival | Provided craft making, storytelling, music of Appalachian heritage | South | 1998 - Sept |
| Zev Keddem | Holocaust survivor delivered program titled "Schindler's List: A Survivor Celebrates Life" | Central | 1998 - Oct |
| Caroline Salido | Filipino-American doctoral candidate performs piano concert | Central | 1998 - Nov |
| Gerhardt & Barbara Suhrstedt | Piano duettists performed concert w/slide show titled "Slava: The Glory of Art in Tsarski Russia" | Central | 1998 - Nov |
| Scott Ritter | Former U.N. weapons inspector for the United Nations Special Commission in Iraq | Central | 1999 - Apr |
| Appalachian Gateway Festival | Provided craft making, storytelling, music of Appalachian heritage | Gateway | 1999 - Sept |
| Gerhardt & Barbara Suhrstedt | Piano concert/slide show & poetry readings titled "Four Hands Fantastique: French Music, Art & Poetry" | Central | 1999 - Nov |
| Rocket Boys | Three of the "Rocket Boys" from the film "October Sky" talked w/students & public | Cen/Sou | 2000 - Jan |
| Terry Anderson | Correspondent for the Associated Press who was taken hostage in Beirut (March 16, 1985) | Central | 2000 - Apr |
| Traditional Skills Workshop | Participants able to make crafts and baskets and quilted and carved | Gateway | 2000 - Jun |
| Shakespeare Festival | Actors from Cincinnati's Shakespeare Festival perform "Othello" | Central | 2000 - Oct |
| Dr. Jean Kilbourne | Author/lecturer spoke on alcohol/tobacco advertising & image of women in advertising | Central | 2000 - Nov |
| Gerhardt & Barbara Suhrstedt | Piano concert w/slide show titled "A Four Hand Feast" w/music from Italian, French & Spanish composers | Central | 2000 - Nov |
| Artists' Reception | Exhibition that included art from Clinton Countians' works and unveiling of Suzanne Fisher's mural | North | 2001 - Feb |
| Women in History | Elizabeth Cady Stanton & Susan B. Anthony portrayals | Central | 2001 - Mar |
| Ron Jones Quartet | African-American jazz artist | Central | 2001 - Mar |
| Snowy Owl Forum | Photographers and wildlife representative speak to students/public on snowy owl phenomenon at North | North | 2001 - Mar |

| | | |
|---|--|--|
| Paval Palazchenko | Former English interpreter for Mikhail Gorbachev and his foreign minister, Edward Shevardnaze | Central 2001 – Apr. |
| Ohio Watercolor Society | 23 rd annual traveling exhibition | Gateway 2001 – Apr. |
| History Channel Time Machine | “The Past Comes Alive” – Mobile time machine displaying significant events in American history | Central 2001 – Jun. |
| Shakespeare Festival | Actors from Cincinnati’s Shakespeare Festival perform “A Midsummer Night’s Dream” | Central 2001 – Jun. |
| Ron Jones Quartet | African-American jazz artist | Central 2001 – Oct. |
| Betty Mahmoody | Pulitzer Prize-nominated author of “Not Without My Daughter” | Central 2001 – Nov. |
| Women in History | Sojourner Truth (African-American) & Harriet Beecher Stowe portrayals | Central 2002 – Mar. |
| Appalachian Sampler Workshop | Exposed traditional Appalachian art of quilting, basket making, etc. | Gateway 2002 – Mar. |
| Ohio Watercolor Society | 24 th annual traveling exhibition | Gateway 2002 – Apr. |
| Outdoor Writers of Ohio | Discussion forum increasing awareness of careers in journalism | South 2002 – May |
| Classical Guitar Ensemble | Group from University of Cincinnati – College Conservatory of Music perform concert | Central 2002 – May |
| Spring Invitational Exhibition | Promotion/exhibition of area artists and their businesses | Gateway 2002 – May-Jun. |
| Adams Co. Studio Tour | Toured various artisans studios who do Appalachian art | Off-site 2002 – May |
| Highland Co. Studio Tour | Toured various artisans studios who do Appalachian art | Off-site 2002 – Jun. |
| Southern Ohio Studio Tour | Toured various artisans studios who do Appalachian art | Off-site 2002 – Aug. -Sept. |
| Ohio Watercolor Society | Ernest J. Velardi (juror, Ohio Watercolor Society) slide presentation | Gateway 2002 – Aug. |
| Appalachian Gateway Festival | Featured artisans, crafters, musicians of Appalachian heritage | South 2002 – Sept. |
| Ohio Watercolor Society | Exhibition showcasing a variety of watercolor media from OWS members | Gateway 2002 – Sept-Oct. |
| Shakespeare Festival | Actors from Cincinnati’s Shakespeare Festival perform “Beowulf” | Central 2002 – Oct. |
| Allen Eckert/OACHE Conf | Pulitzer Prize-nominated author of historical & natural history books and “Tecumseh” playwright lectures | Central 2002 – Oct. |
| 9-11 Tribute | Ohio Crisis Response Team share their story in “Burned Faces in Our Mind and Stories in Our Heart” | All 2002 – Oct.-Dec. |
| Gerhardt & Barbara Suhrstedt | Piano concert w/slide show & poetry readings titled “A Four Hand Feast” in honor of Veterans Day/Ohio Bicent’l | Central 2002 – Nov. |
| Zonnie Gorman/Code Talkers | Native Americans talk about role of Code Talkers in WWII | Central 2002 – Nov. |
| Women in History | Julia (Ulysses) Grant, Lucretia (James) Garfield & Florence (Warren) Harding portrayals | Central 2003 – Mar. |
| Stephane Booth | Kent State University, Salem history professor and assistant dean and author of “Buckeye Women” | North 2003 – Apr. |
| Ohio Watercolor Soc/Bicent’l | Traveling Exhibition featuring an Ohio Bicentennial Show | Gateway 2003 – Apr. |
| Spring Invitational Exhibition | Promotion/exhibition of area artists and their businesses | Gateway 2003 – May-Jun. |
| Artist Studio Tour | Tour of southern Ohio artisans’ studios and homes | Off-site 2003 – May |
| Ohio’s Heritage Art Exhibit | Collection of paintings celebrating Ohio’s 200 th birthday | Gateway 2003 – Nov. |
| Holiday Heritage Tea | Activities and speakers based on “Enjoying Ohio Heritage” theme | Gateway 2003 – Nov. |

Women in History

Stagecoach Mary Fields (African-American) & Calamity Jane portrayals

Central 2004 – Mar.

The Wallpaper Project

Local performers presented stories from the play “From Here: A Century of Voices from Ohio”

North 2004 – Apr.

Rani Arbo & daisy mayhem

Bluegrass musicians whose music ranges from Appalachian fiddle tunes to New Orleans rhythms perform concert

Central 2004 – Apr.

Ohio Watercolor Society

26th annual traveling exhibition

Gateway 2004 – Apr.

Appalachian Gateway Festival

Featured artisans, crafters, musicians of Appalachian heritage

South 2004 – May

Spring Invitational Exhibition

Promotion/exhibition of area artists and their businesses

Gateway 2004 – May-Jun.

Rekindling the Arts

Traditional skills workshop in which participants able to make crafts and baskets and quilted and carved

Gateway 2004 – Oct.

Dr. Bill Booth

Professor Emeritus, Morehead State University presented lecture and slide show on “The Hudson River School”

Gateway 2004 – Oct.

James Werline Retrospective

Exhibition of Werline’s Retrospective

Gateway 2004 – Oct.

Robert Kurson

Author of *New York Times*’ best-selling book, “Shadow Divers” spoke at South & Central

Sou/Cen 2004 – Nov.

Ann Hagenorn

Author of *Beyond the River*, readings/guitarist perform

Central 2005 – Jan.

Area High School Art Showcase

Area high school students compete in art contest

Gateway 2005 – Jan.-Feb.

Cabin Fever Festival

High school winners’ showcase

Gateway 2005 – Feb.

Dr. Tammy Kernodle

African-American associate professor of musicology at Miami University spoke on “Women in Jazz”

Central 2005 – Feb.

Women in History

Sally Hemings (African-American) & Victoria Woodhull portrayals

Central 2005 – Mar.

Paxton Quigley

Self-defense expert, empowerment specialist & author of “Armed and Female” and “Not an Easy Target”

Central 2005 – Apr.

R.D. Lawrence

Soke-Dai martial artist spoke to students/public on self-defense basics and techniques

All 2005 – Apr.-May

Ohio Watercolor Society

27th annual traveling exhibition

Gateway 2005 – Apr.

Dr. Bill Booth

Professor Emeritus, Morehead State University presented lecture and slide show on “The Formosa Bible”

Gateway 2005 – Apr.

Dr. Bill Booth

presented lecture/slide show on “Women in Art” & Candee Basford’s “A Community of Light”

Gateway 2005 – May

Spring Invitational Exhibition

Promotion/exhibition of area artists and their businesses

Gateway 2005 – May-Jun.

Candee Basford Exhibition

“We Dance Together” art exhibit and lecture

Gateway 2005 – Nov.

Total number of events - 80

Diverse speakers/performers - 11

Culturally diverse speakers and/or topics/presentations - 16

Minutes for the Brainstorming Session - January 27, 2006

Carol Callahan, Linda Chamblin, Karen Davis, Larry Dukes, Bruce Fugate, Bill Horne, Rosemary Poston, Sharon Purvis, Nicole Rhoades, Ric Shrubbs, Ken Shull, Ken Storer, Sherry Stout, Jim Buck

These are the highlights of the January 27 meeting.
Next meeting is 9:00 February 10, 2006.

Reports presented:

- Larry Dukes – trends and/or mandates from the state of Ohio
 - Push for High Schools students to have a semester of college credit upon graduation.
 - Pressure for colleges to take college courses to the high schools.
 - Image Concern: Governor's report suggested students with weak skills would go to community colleges.
 - Concern:** Mandate without funding.
 - Community College are being promoted as a second choice.

- Sherry Stout – outreach programs
 - Brown county is looking at linkages with SSCC. Emphasis is on the Tech Prep pathways, engineering and biotech.
 - Clemont College already has linkages in Brown County with the vocational school.
 - Concern:** May not have enough Full-time faculty for outreach programs.
 - Other Colleges will partnership with the schools that we are unable to serve.

- Sharon Purvis – placement test data 2004 versus 2005
 - Number of student who took the placement test was down 14%
 - The % that placed in ABLE English was up 13%.
 - The % that placed in 101 English was down 14%.
 - Concern:** Are weak skills in 2005 an anomaly or a part of a trend?
 - Note:** If we watch the placement test patterns, we might be able to predict when we have a weak (or strong) group coming in and take action early to support that group.

- Karen Davis – tracking of a placement test group at Fayette.
 - The student pathway below from admission to registration may not lead to retention and/or good enrollment decisions.
 - Signing up for a placement test
 - Taking the placement test
 - Signing up for classes
 - Choosing classes based on the placement test
 - Note:** Karen will follow the success of this group.

Students groups whose needs were addressed in the discussions.

- Individuals who consider SSCC, but do not take placement test
- Individuals who take the placement test, but do not attend
- Individuals who take the placement test, attend, but need more help than currently available.
 - Those who take remedial courses and need additional support.
 - Those who take a non-remedial course and need additional support. (EMT or Biology)
- Individuals that might be served by outreach programs

Historic Initiatives

- Individualized math program at SSCC.
- SUCCESS Center program for students on public assistance

Current procedures that may be barriers to students

- Placement test
 - Is the Testing procedure intimidating to students?
 - Is the 3 hour test a barrier?
 - Is the wait to take the test a barrier?
 - Is the current placement test accurate enough?
 - Can we move to a computerized placement test?
 - Is COMPAS the test we need to use?
 - The math department is concerned about the ability of the COMPAS test to place accurately into our curriculum.
 - Other colleges are using COMPASS.
 - Tech prep initiatives also use COMPAS as a benchmark.
- Time delays in the admissions through registration procedure
 - There is a wait to register for a placement test
 - There is a wait for appointments with advisors after taking the placement test.
 - There is a wait for intake and then for class starts if AOC is recommended.
- AOC center may not be the best path for students who just need some short term remediation.
 - An alternative path may be needed for students who need or want some review in math or English before classes begin.
 - Students currently enrolled may need a path for basic skills support – like a learning center.

Items to consider

- Expanding the Adult Incentive Program
- Move to a computerized placement test system
- Review a placement system that does not depend on a test (either for all or part of the student population.)
- Self-guided or programmed instruction might give some students an opportunity to improve skills.
- Attach a learning lab component to current English classes.
- Develop remedial courses below the 100 level to allow students learn remedial skills within the parameters of a full-time student.
- Can the LRC be incorporated into a learning center plan?
- Learning Center could incorporate skills and mentoring.
- Everything costs money.

Action and General Agreement items

- Shorten the placement test by 40 minutes.
- Move quickly to computerized placement and/or non-test placement
- Provide an alternative to AOC for many students with weak skills.
(Recognizing that some may find AOC their best option)

Assignments

- Sharon: Look at placement test outcomes for previous years to see if lower basic skills is a trend.
- Nicole and Karen: Present a Learning Center concept.
- Sherry: Will charge the placement test committee to move toward a computerized test.
- Carol: Present what an “English 99” might look like.

Agenda for February 10, 2006 10:00.

Presentations:

1. Sharon: Trends in the skills of our students.
2. Sherry: Update on the charge of the placement test committee.
3. Carol: “English 99”
4. Nicole and Karen: Learning Center model.



Memorandum

To: SSSC Board of Trustees
From: Dr. Lawrence N. Dukes, President
Date: March 3, 2006
Subject: President's Report for the March 8, 2006, Board Meeting

Enrollment Update

Spring enrollment is now underway and seems to be moving rather briskly. I am still hopeful that we may pick up some of the enrollment loss that we experienced during the winter quarter and have a stronger spring quarter than was true a year ago. We do know that the full impact of the Warren County LPN program will not be felt until this summer, but that should get us off to a very good start for the next fiscal year relative to at least maintaining our enrollment of the current year.

Chancellor Chu's Vision Paper on Globalization and Stem

Attached for the Board's information is a preliminary outline of the paper that Chancellor Rod Chu is preparing relative to the challenges faced by the United States through the globalization of business and industry. It has some interesting information in it as well as raising a list of concerns at the conclusion of the paper. While I suspect the Chancellor will polish this up just a bit further, I thought the Board would be interested in having some idea of his thoughts—much of which is based on Thomas Freidman's book, *The World is Flat*.

Highland County P-16 Council

The Highland County P-16 (preschool through baccalaureate) Council met for a second time to review a brochure that is being prepared with the idea of using it as a piece to encourage support for the project. The P-16 Council has to raise a \$10,000 match in order to qualify for the \$20,000, which the KnowledgeWorks Foundation is offering as a planning grant to help establish the P-16 Council. I believe the project is gaining some momentum and could become a model that we could extend to the other four counties once the procedures are in place. It is largely an effort to have the entire community embrace the notion of further education and to encourage a change in the general culture of our area. Obviously this is something we've been working on for a long time with some success, but we also know there is still much to be done.

Pilot Project at Miami Trace

The pilot project at Miami Trace continues to move forward in an exemplary fashion. We recently had a visit from a Department of Education representative, Linda Duty, who was very impressed with what was going on in the classroom. We also presented for her some of the research that had been done with the students both as to their opinions and as to the progress they were making. Representative John Schlichter was also in attendance at that meeting and suggested that further funding beyond this year and next could be in the offing if this program really establishes the kind of partnership the state envisions.

Update on the Patriot Center

To date, the Patriot Center has hosted 27 different high schools for volleyball, basketball or practice sessions. After the record crowd at the Hillsboro/Greenfield game, we have been contacted by Whiteoak and Lynchburg-Clay to allow them to play their traditional rivalry game next December in the Patriot Center. The Highland County Republican Lincoln Day Dinner was also held in the Patriot Center recently with approximately 250 people in attendance to not only enjoy a delicious meal but also to hear Speaker of the House John Hustad talking about the major directions the state is taking. The Chamber of Commerce will hold their annual dinner in the Patriot Center on April 22 having an expected crowd of about 250 individuals. Attached to this document is a copy of an editorial written by the publisher of the *Times-Gazette*, which compliments the college on the programming in the Patriot Center and the need for such a facility in our county. As I suspect some of the Board Members have also heard, we are getting a great deal of favorable publicity about the facility.

We recently had a visit from the President of the Ohio Athletic Association to have him view the Patriot Center. He had visited the site prior to its completion but was very impressed with the final product and I believe will help us in securing tournaments in the future.

OACC Legislative Summit

On March 2, I attended the Ohio Association of Community Colleges Legislative Summit in Columbus with three of our students. The event started with a general overview of the directions that community colleges are taking followed by an opportunity to visit with legislators. After a lunch with the chair of the Subcommittee on Funding for Higher Education, we had a further opportunity to visit with our legislators. In fact, we were able to meet with our three representatives in a conference room in the Riffe Center to not only talk about the college's impact on our students but also to begin the sharing of information on the proposed expansion of the Fayette Campus. In the afternoon, we were able to visit with both senators in Senator Carey's office for a brief time after which they took us to the opening of the Senate Session where the students were introduced and applauded by the senators in attendance.

The three students I took were Rick Milburn, who last year spoke at the Fayette fundraiser and also to the Board, his wife, Venita, and his daughter, Brittany. With a single family in attendance, we got a great deal of attention from other speakers, and in

fact, Senator Joy Padgett has asked that the family testify before the Senate Education Committee later this spring. I think it was a wonderful experience for our students, and we did have an opportunity to further discuss our agenda with our area legislators. All in all it was a very solid day for Southern State.

Higher Learning Commission Self-Study Document

By the time the Board receives this Report, the college will have submitted the Self-Study Report to the Higher Learning Commission of the North Central Association. This document has required a great deal of work on the part of many individuals, but certainly Dr. Ric Shrubbs deserves much of the credit for coordinating, rewriting and placing information within the document. We will be mailing the report approximately two months prior to the visit in May, which is somewhat ahead of schedule but should impress the team that the college is able to get these things done in a very timely fashion. As noted, there was a great deal of work on the part of many people, which is one of the strengths of this document, and it should serve us well as we move toward the actual accreditation visit.

Included with this document is an updated schedule for the visit, which includes dinner with the Board on Monday evening, May 1. The team has requested that I join the Board and the accreditation team for the dinner, but that I leave immediately after the dinner so the individuals can discuss the college openly with the Board. This is the typical procedure, but it is critical that all Board Members plan to be there on May 1 if at all possible. Please mark your calendars now.

Foundation Update

The Foundation has now raised \$340,178. Not included in that amount is approximately \$40,000 in pledges, and we still have the Fayette County event this spring. Putting these items together, we believe we will hit the goal for the year of \$400,000. In addition, Doug Seipelt has been working with a group that wishes to transfer slightly more than \$10,000 to the College and has also been active in promoting additional advertising for the Patriot Center.

Respiratory Care Program Initiated

The first class specific to respiratory care is being offered during the spring quarter. We have hired a program director who we believe is highly qualified, very enthusiastic and energetic and anxious to see this program take off. Chyane M. Collins is a registered respiratory therapist with extensive experience working in that area. Prior to becoming a respiratory therapist, Chyane served as a medical assistant to a cardiology organization. She received her associate of science in respiratory therapy from the Kettering College of Medical Arts, a BS from Franklin University in health services administration and will be graduating this spring with an MBA in marketing from the University of Phoenix. We welcome Chyane to the staff and look forward to a very successful program.

Corporate and Community Services Report

The report from the Center for Business and Industry again reflects a good deal of activity throughout our district with more training opportunities being developed. I should also note that you will see in the Treasurer's Report that Corporate and Community Services is now comfortably in the black after an exceptionally good month by the Truck Driving Academy, which we anticipate will lead to another fine month in March. Two good months will put them in very good shape as the year winds down. We are also being asked to do training for a major firm that could involve as many as 200 students monthly, which we could not handle at this time. We will be doing some training for the Kenworth's Truck Company in Chillicothe later this month and hope this could lead to a relationship that would provide us with some new vehicles either free or at a greatly reduced cost. That remains to be seen, of course, at this time.

Around the College

Phi Theta Kappa was recently recognized with a Pinnacle Platinum level Scholarship Award Program. This award recognizes chapters that increase membership acceptance during their fall membership campaign. Attached is a letter received from Phi Theta Kappa. Once again, we congratulate Jessica Wise who has very successfully served as the advisor to this very fine program.

Phi Theta Kappa also received a thank you letter from Jean Schmidt for organizing the Presents and Toys for Kids group at Southern State Community College. Again, a good job to Jessica and the officers and members of Phi Theta Kappa.

Nancy Wisecup, our dean of Corporate and Community Services, was recently contacted by Robert Johnson of the Board of Regents and asked to be part of a panel presentation at the Ohio One-Stop Conference in Columbus. The workshop, entitled *The Benefits of Integration: Partner Presentations*, will present programs and services that are part of ongoing positive partnerships and partner involvement. Nancy said, "Robert thinks we are doing so much here that is unique, demonstrating a high degree of cooperation with other community partners. I will be talking about the Fayette One-Stop, Clinton County's Job Retention Program, Brown County's Pre-employment Training and the computer training and other short training programs that have grown out of our working together and listening to what our customers need." Congratulations to Nancy, and certainly it is of real help to have Robert Johnson, the individual who is responsible for Workforce Programs for the Board of Regents, to be as positive about the directions and partnerships that Southern State has developed.

Attached is a letter from the director of Franklin University's Community College Alliance that was accompanied by a check for well over \$6000, which brings to a total of somewhat more than \$87,000 from our assistance in working with this program.

You should have received information in the mail that on Friday, March 17, Linda Robinson, the daughter of former Trustee Member Bill Robinson, will be providing a presentation on the college's central campus at 7:30 p.m.

A *U.S. News and World Report* Senior Writer, Ms. Robinson's work has focused on terrorism. Since 9/11, she has made numerous trips to Iraq and Afghanistan covering the U.S. Special Operations Forces as an embedded journalist during Operation Iraqi Freedom I and II. She has written cover stories for *U.S. News* on U.S. counterterrorism strategy, the counterinsurgency in Iraq, the hunt for Osama bin Laden, the U.S. Special Operations Command in Tampa, as well as articles on Saudi Arabia, state sponsors of terrorism, homeland security, and a variety of defense, intelligence and international issues.

I'm sure Bill will be here for the event and would enjoying seeing you if you can make it.

You should have also received an invitation in the mail for the Licensed Practical Nursing class that will be graduating on Friday, March 24. There are 26 possible graduates, and it would be appropriate to have Board representation at this event, which begins at 7 p.m.

I look forward to seeing you all at the March 8 Board Meeting.

sg

Attachments

HELC

Vision Paper on Globalization and STEM

Draft by Rod Chu – Ver. 1 - 2/11/06

I. Challenges of the “flat world”

A. America has grown to become the dominant economy in the world. How?

1. The Industrial Revolution was led by Europe
2. Post-WWII, America invested in educating the returning GI's, then the Baby Boom generation, with a math/science focus to fight the Soviets in the post-Sputnik space race
3. Though government investment in higher education waned after we won the space race, our economy continued to reflect the economic return on the investment from prior decades
 - a) **The booming economy of the 1990s was the efficiency payoff from the US's prior investments and focus on technology**

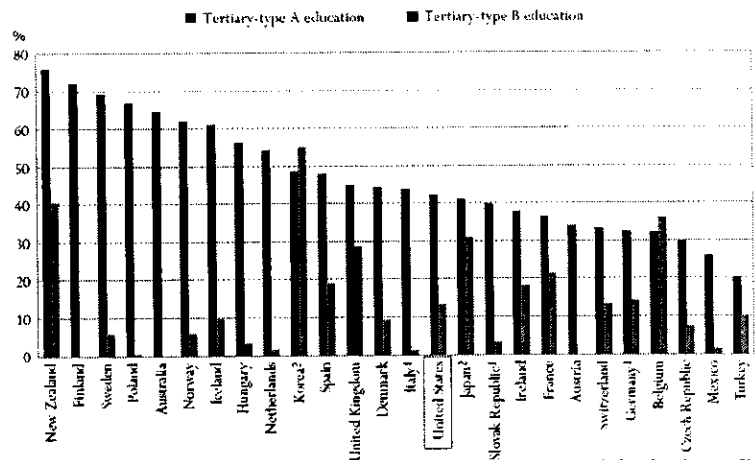
B. New Realities

1. With the turn of the millennium, global competition suddenly exploded. Thomas Friedman, *The World Is Flat*: “As I was sleeping” ...
 - a) **The once-Communist block and socialist-leaning countries joined the world economy, once the sole realm of the US, Western Europe and Japan**
 - b) **Global connectivity through the Internet and other technologies opened the market to providers around the world**
 - c) ... [other factors]

2. Low skill labor is now available and accessible at dramatically lower costs elsewhere in the world, driving traditional manufacturing jobs – and many components of service jobs – abroad
 - a) **A high school degree is no longer enough to assure a family-sustaining wage – and the family earnings of those without at least some college has continued to decline, indicating an oversupply of underskilled labor**
 - b) **There will always be a need in Ohio and America for lower-skilled workers for local jobs that cannot be outsourced to low-wage workers abroad. But to provide such workers with adequate, self- and family-sustaining wages, the supply of such workers must be brought down to the demand – by raising the education level of others, who can compete in world markets.**
 - (1) Workers who are not self-sustaining will continue to be a drain on community resources to support them. If such support is out-of-line with competing communities (in other states or countries), productive taxpayers will have an incentive to move themselves and their companies to those other communities, further reducing the resource base to support those non-self-sustaining workers.
3. Following America's history, education has been recognized by other nations as key to growing their economic competitiveness.
 - a) **Once the world leader in educating its populace, the US has now slipped to the bottom ½ of nations in the percentage of its population going on for tertiary (college & university level) education**

The U.S. is no longer the world leader in educational participation

Chart C2.1
Entry rates to tertiary education (2001)
Sum of net entry rates for single year of age in tertiary-type A and tertiary-type B education



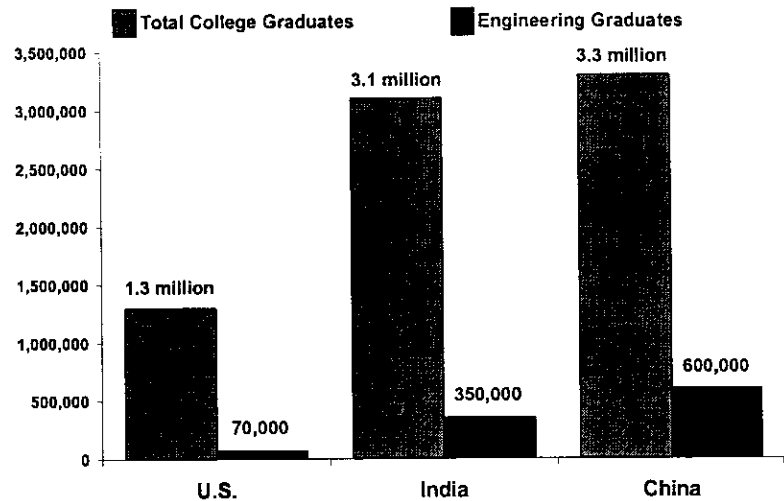
OECD Education at a Glance 2003

b)

4. Even third-world nations, recently viewed as the major US competitor for manufacturing labor, are focused, as Friedman states, on “racing the US to the top,” producing large numbers of scientists and technologists

a) **With their huge populations, India’s and China’s governments’ focus on building universities to keep more of their students in their countries rather than going to the US and elsewhere for tertiary education – and many staying there to build those countries’ economies. The result: Massive numbers of well-educated college graduates being produced to compete with Americans**

Asia is producing massive numbers of new knowledge workers



b)

Geoffrey Colvin, *Fortune*, July 25, 2005

5. US universities and businesses have been reliant on foreign graduate students – especially in the STEM disciplines – to pursue their studies and remain here to teach and pursue university and private sector research

II. Concerns for the US

- A. American's relative comfort from generations of enjoying the world's leading standard of living has led to complacency and denial*
- B. The need to invest in the basics – to make us "smarter" in the global competitive playing field – comes in an era in which Americans seek more immediate gratification*
- C. Recent surveys of American public opinion show a majority feel the answer to globalization is protectionism: Close the US borders to immigration and competition.*
- D. Opinion leaders, though overwhelmingly believe we must make America "smarter"*

fyi
AM

Port control decision warrants scrutiny

Maybe Dick Cheney took one for the team. Maybe the vice president of the United States of America did his best Aaron Burr impersonation last weekend just to make headlines. Maybe Burr, er, Cheney shot his pal Harry Whittington to detract the media for a few days while something a little more serious was going on.

While Dick Cheney's marksmanship, or lack thereof, was making headline after headline Monday morning, the national news media, for the most part, ignored another story.

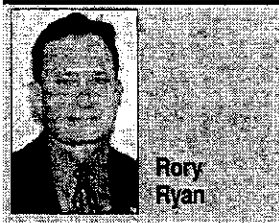
This past Monday, the Bush administration was to OK a deal that would allow a United Arab Emirates company to operate six major ports in the United States. No, that's not a misprint. While the Beltway news boys chased quotes on Dick and Harry's less than excellent adventure in Texas, President Bush was quietly handing the keys to the port cities of Baltimore, Miami, New York, New Orleans and Philadelphia over to people who, we've been told by the Bush administration, have helped al Qaida operatives for years. What gives?

Most days, one would think, this might be a big news story. Bigger, certainly, than two old men firing popguns at small birds in Texas. For the record, the Cheney hunting story was updated approximately every 30 minutes by *The Associated Press* and other media on Monday. The \$7 billion sale of our ports to a United Arab Emirates company did not appear on our AP wire for a 24-hour period last weekend. Nor did the scheduled Monday signing by President Bush.

AP writer Ted Bridis, to his credit, did report on this last Saturday. According to Bridis, DP World, based in Dubai, said it won approval from a secretive U.S. government panel that considers security risks of foreign companies buying or investing in American industry. This secret panel determined that the United Arab Emirates would not endanger national security.

Wow, that's a relief.

However, if selling operations of six U.S. ports to a country that is believed to have helped finance the Taliban and al Qaida is such a grand idea, why the government secrecy? Why not go on national television and tell the American people why this is good government? Why are so many members of Congress in the dark on this? Why was your congressman - and the majority of Congress -



Rory Ryan

While Dick Cheney's marksmanship, or lack thereof, was making headline after headline Monday morning, the national news media, for the most part, ignored another story.

unaware of it?

Dubai, one of the seven emirates and the commercial capital of the UAE, was one of three countries that maintained relations with the Taliban until shortly after Sept. 11, 2001, *The Washington Post* reported. "Dubai has long been a financial hub for Islamic militant groups," the *Post* said. "Much of the \$500,000 used to fund the Sept. 11 attacks came through Dubai, investigators believe."

In a 2002 report in the *Post* entitled "al Qaida's Road Paved With Gold; Secret Shipments Traced Through a Lax System In United Arab Emirates," it was written that "Dubai's links to suspected terrorist financing and money laundering have long been a point of contention between the United States and the United Arab Emirates. There is no question the UAE was used by terrorists."

Sen. Charles Schumer, D-New York, has been one of the few members of Congress to challenge this deal. "Just as we would not outsource military operations or law enforcement duties, we should be very careful before we outsource such sensitive homeland security duties."

Schumer's right. (Not even a liberal New Yorker is wrong all the time.)

If selling our port authority to the highest bidder is good government, what happens when North Korea or Iran has the top bid on the next contract?

Southern State becoming the cultural & entertainment hub of southern Ohio

On a more uplifting topic, last Thursday's concert and lecture by jazz musician Ron Jones was another in a series of outstanding events at

Southern State Community College.

Jones, an alto saxophonist, provided a brief, one-hour history on jazz, the blues and Dixieland music and closed the evening with an entertaining one-hour concert, accompanied by piano, percussion and bass.

The same night, the SSCC Patriots played host to the Wittenberg University jayvee basketball team. While the basketball crowd was not quite as large as the Ron Jones Quartet audience in the Daniels Auditorium, it was, nevertheless, a proud night for Southern State Community College.

As reported in Wednesday's *Times-Gazette*, the college will be welcoming internationally known journalist Linda Robinson as a guest speaker on March 17. With the auditorium and the new Patriot Center - and plenty of parking - the college has the facilities necessary to host multiple events on the same night. And as entertaining and as enlightening as the lectures, plays and concerts are, tonight high school basketball will take center stage at SSCC. The Patriot Center is sure to be filled to capacity for the McClain vs. Hillsboro SCOL basketball game.

It's great to see so many people in the community enjoying the college. Dr. Larry Dukes, the board, the faculty and staff, students and community have much to take pride in at Southern State Community College.

Enquirer shows the inspiration of Hillsboro's Dustin Carter

Lastly, *The Cincinnati Enquirer's* John Erardi deserves credit for bringing the story of Hillsboro High School wrestler Dustin Carter to a national audience in Sunday's edition. The *Enquirer* editors made a great call in placing Dustin as the Page 1A centerpiece and referring to the story in the sports section.

Dustin, whose arms and legs were amputated when he was 5 in order to save his life from a blood infection, has been an inspiration to all those who have known him or who have watched him compete on the wrestling mat. Erardi captured that inspiration and, with several photos by the *Enquirer's* Jeff Swinger, presented one of the best features in the *Enquirer's* storied history.

In a January 2004 story (*Heart of a Champion*), Hillsboro junior high wrestling coach Brian Williamson told *The Times-*

Gazette's Jeff Gilliland that Dustin is "an inspiration, not only to me, but to the whole team. He's only been wrestling for a month and he's been wonderful. It's amazing, really, how much we're learning and he's learning every match. Everybody loves him."

When Dustin took the mat for his first match back in junior high, he said he had so many butterflies and was so scared he froze and forgot almost everything he'd learned.

About a week later, the team traveled to an invitational and in his first match, Dustin came away with a 9-8 victory. In his next match, he pinned his opponent in 19 seconds.

"I was pretty proud of that," Dustin said. "...I was so excited I ran over to the side of the mat and did a back flip. I just closed my eyes and jumped.

"I think my coaches were pretty happy, too. Coach Williamson looked like he was about to cry."

Williamson said the emotions that ran through him were hard to describe. "I just had tears in my eyes," he said. "I don't think there are any words that can describe it. It was very touching."

Dustin may become tired of hearing that he's an inspiration to so many of us. He's going to have to get used to it, though. Erardi said last Sunday's feature "generated a slew of e-mails to the newspaper."

It would not be at all surprising if Dustin becomes a motivational speaker after finishing high school and college. Perhaps we'll see him one day on the SSCC lecture series.

He downplays all the inspirational talk, of course, telling Erardi: "I'm just being me."

Larry Stall, the principal at HHS, told the *Enquirer* he will never forget this comment from Dustin: "Mr. Stall, I just don't understand it when people say they're having a bad day. I'd say we're all pretty darn lucky, wouldn't you?"

On a personal note, I haven't asked for anyone's autograph since I was 9 years old and Pete Rose was playing basketball at Hillsboro High School. But I'd stand in line for Dustin Carter's autograph. The Hillsboro Indians have a very special student-athlete on the 2006 wrestling team.

Let's wish Dustin and all of the HHS wrestlers the best of luck this weekend at the sectionals in Athens.

Rory Ryan is publisher and editor of *The Times-Gazette*.

From: Richard Shrubb
Sent: Wednesday, February 22, 2006 2:17 PM
To: Everyone
Subject: Draft 1 of Evaluation Team schedule

Please have a look at this draft schedule of meetings for the Higher Learning Commission Evaluation Team on May 1, 2, and 3. Let me know what you think, particularly if I have omitted any groups or if there are any schedule conflicts that may limit group participation (I've scheduled two faculty meetings, one on Monday and one on Tuesday, to compensate for the teaching-schedule conflicts of having just one meeting). I used the organizational categories specified on pages 152 to 156 of the *2005-2007 College Catalog* to structure the draft, so if you're not sure which meeting is yours, look at those pages and your name will be listed under one of the group headings (typically, the president, vice president, treasurer, and deans attend only the administrative cabinet meetings and are not present at other meetings unless the Evaluation Team asks for them to be there). Since our accreditation visit is institutional, the Evaluation Team will meet with units of SSCC's overall organizational makeup but not with committees or subunits, so using the categories specified on pages 152-156 of the *Catalog* is a good basis for meetings.

Ultimately, the visiting Evaluation Team chair sets the schedule, but HLC protocol is to do that with input from the college. The chair has specifically asked for the 8:30 a.m. meeting on Monday with the president and cabinet; the Board of Trustees has asked for a Monday evening meeting; and it's customary to have working lunches with external groups, but other than those time slots, everything else on Monday and Tuesday of the visit is an early trial-balloon from me and is easily swapped around.

The on-site visit concludes on Wednesday morning, May 3, with the Team's delivery of their recommendations during the Exit Interview. The Exit Interview is scheduled for 10:30 a.m. in the Auditorium at Central. Everyone is invited, college employees and community members alike. Please plan to attend.

I'll forward a proposed schedule to the Evaluation Team chair after we bounce it around internally here at SSCC for a while. Talk it up and give me your input by the end of February. Since the Evaluation Team chair sets the schedule of meetings, we can't make specific plans without his approval, but we can draft a proposal, and I'd like it to be collective.

Thanks,

Ric

Monday, May 1, 2006

8:30 to 10:00 a.m. visit with president and administrative cabinet
10:00 to 11:00 a.m. visit with students (current and recently enrolled)
11:00 to 11:30 a.m. report writing and break for Evaluation Team
11:30 a.m. to 1:00 p.m. lunch with local industry and community members of Advisory Committees
1:00 to 2:00 p.m. visit with faculty who have class during Tuesday's 11:00 meeting
2:00 to 3:00 p.m. report writing and break for Evaluation Team
3:00 to 4:00 p.m. visit with Academic Affairs staff and Adult Opportunity Center staff
4:00 to 5:30 p.m. report writing and break for Evaluation Team
5:30 p.m. dinner with SSCC Board of Trustees
Ongoing throughout the day: Talk to CFO and travel to see one or two campuses
Evening open for Evaluation Team discussion and writing

Tuesday, May 2, 2006

8:30 to 10:00 a.m. report writing for Evaluation Team
10:00 to 11:00 a.m. visit with Business Office and Plant Operations staff
11:00 a.m. to 12:00 p.m. visit with faculty who had class during Monday's 1:00 meeting
12:00 to 1:00 p.m. lunch with Foundation Board, Foundation Executive Board, and Foundation Executive Director
1:00 to 2:00 p.m. report writing and break for the Evaluation Team
2:00 to 3:00 p.m. visit with Corporate and Community Services staff
3:00 to 4:00 p.m. visit with Student Services staff
Ongoing: travel to see remaining campuses
Evening open for Evaluation Team discussion and writing

Wednesday, May 3, 2006

10:30 a.m. Exit Interview in the Auditorium at Central

Stevetta Grooms

From: John Tallieu
Sent: Thursday, March 02, 2006 3:20 PM
To: Larry Dukes; Nancy Wisecup; Sherry Stout
Cc: John Joy; Stevetta Grooms
Subject: Center for Business and Industry – February 2006

Center for Business and Industry – February 2006

Adams County Business Training Center

John Joy introduced himself to the Adams County Commissioners on Monday, Feb. 6, and updated them on the Center's activities. The response to the open enrollment offerings to date has been disappointing, but work is proceeding on the April and May offerings with the expectation of improved response.

Kautex-Textron

A large Training grant was submitted to OBR for Industrial Maintenance for Operators, and was approved in the amount of \$9,750. Kautex is investing \$17,975 in this portion of the training, for a total training project amount of \$27,725. The Hydraulic phase of the project was completed this month, and the pneumatics module training was begun. CFC-Solar of Cincinnati is our training partner for this series. Additionally, two meetings were held in preparation for CBI to present a leadership skills training proposal to Kautex early in March.

Liberty Bank

A grant in the amount of \$690.00 was approved for Liberty Savings Bank to offset costs of two days of Excel training, which was conducted the week of February 20. The training was successfully completed, with the evaluations indicating a high level of satisfaction with the training.

Columbus Industries

A proposal for providing OSHA mandated first aid and CPR training was provided to this West Union firm in late February. We are waiting on their response.

Alkermes

Nancy and John Joy attended a meeting with this fast-growing Wilmington pharmaceutical manufacturer, to discuss a range of training projects. Additional information has been provided to them, with the intent to become their training provider.

MACA Plastics

As a result of two meetings, a leadership self-assessment was provided to MACA, and the results have been returned to the company for review, along with recommendations for the leadership training in which they have expressed interest.

YUSA

We have completed the remainder of the OSHA safety instruction. We are now discussing additional Lockout/Tagout Electrical training.

Court House Manor

CBI has provided outlines for 10 potential classes; we are now waiting on a response. We would like to roll this out in early spring, probably April or May.

Weyerhaeuser

The 6 day Programmable Logic Controllers class finished February 16th and included students from Weyerhaeuser's plants in South Carolina and Pennsylvania.

First State Bank of Adams County

A Strategic planning program for FSB will be delivered at the Appalachian Center in Fincastle. The program is scheduled from 8:00 to 5:00 for March 2nd.

Ohio Board of Regents Audit

The Ohio Board of Regents visited Corporate and Community Services on February 23rd to perform the annual audit of the Targeted Industries Training Grant Program. The auditor spent the morning reviewing grants and contacts and did a site visit to Turning Point in the afternoon. Although we have not received the official report, we did receive a verbal assurance that there were no major discrepancies.

DHL

We are still working with DHL to develop computer and presentation skills training, however no contracts have been signed.

Seal-Tite

We will be delivering a 16 contact hours of Interaction Management classes for supervisors and foremen at Seal-Tite. Classes are scheduled for late March and early April. We are waiting on release of Targeted Industries Training Grant funds to finalize this project.

Ahresty

We will be delivering a 36 contact hours of Excel and Access training classes for office associates at Ahresty. Classes are scheduled for late March and early April. We are waiting on release of Targeted Industries Training Grant funds to finalize this project.

Settlemyre Industries

Rick Shrub, Nancy Wisecup and John Tallieu met with John Settlemyre to discuss some opportunities related to biodiesel production, market surveys of local demand and possible customers for the product. CCS supplied him with several resources for market surveys and business plans.

PHI THETA KAPPA
INTERNATIONAL HONOR SOCIETY OF THE TWO-YEAR COLLEGE

Since 1918



Center for Excellence
Mississippi Education & Research Center
1625 Eastover Drive
Jackson, MS 39211-6431

Headquarters
Phone: 601.984.3504
Fax: 601.984.3550

February 8, 2006

Lawrence Dukes, President
Southern State Community College
100 Hobart Rd
Hillsboro, OH 45133-9487

Dear Dr. Dukes,


We are pleased to inform you that your Alpha Omicron Eta Chapter has achieved the *Pinnacle Platinum* level in Phi Theta Kappa's 2005 Pinnacle Scholarship Award Program. This first-time award recognizes chapters that increase membership acceptance during their *fall* membership campaign, or chapters that hold their first *fall* membership campaign.

The Pinnacle Scholarship Award Program encourages chapters to enhance their methods of communicating the benefits of membership to eligible students. In 2005, the *Pinnacle Platinum* award level was established because, while over 75% of Phi Theta Kappa chapters induct new members during the *fall* term, nearly 300 chapters do not. Unfortunately many students who have earned the privilege of membership in Phi Theta Kappa, miss their only opportunity to become a member because their college's chapter only inducts new members in the spring term.

Phi Theta Kappa is proud to reward those chapters for successfully conveying membership benefits to eligible students not only in the spring, but also during *all* academic terms. Your chapter has received a complimentary Convention registration valued at \$225.00 for the 2006 International Convention in Seattle, WA, in April. Information regarding this complimentary registration has been emailed to your chapter advisor. We hope that you will encourage your chapter to take advantage of this unique opportunity, and support them in obtaining funds to attend the convention.

Again, we congratulate your Alpha Omicron Eta Chapter for earning the *2005 Pinnacle Platinum Chapter Award*. We look forward to seeing them in Seattle

Sincerely,



Rod A. Risley
Executive Director

Cc: Jessica Wise, Advisor



Jean Schmidt

Member of Congress

Ohio

January 9, 2006

Mrs. Jessica Wise
Southern State Community College
100 Hobart Drive
Hillsboro, OH 45133-9406


Dear Jessica:

I want to thank you for organizing the Presents and Toys for Kids group at Southern State Community College. The good work that you and your students put into the organization over the holidays was very generous. I am sure the children enjoyed opening the presents that you collected.

Again, thank you very much for all your hard work and please keep in touch.

Sincerely,

Jean Schmidt
Representative



February 15, 2006

Mr. James E. Buck
Treasurer
Southern State Community College
100 Hobart Drive
Hillsboro, OH 45133

Dear Mr. Buck:

I have the pleasure of forwarding your check for \$6,670.48. This check represents your college's ten percent tuition compensation for courses taken by your students in Franklin University's Community College Alliance program during the Fall 2005 term, as well as a small balance of late-paid tuition from the Summer 2005 term. As a CCA member, your institution receives compensation for your continued support of students while they are taking coursework online from Franklin University. The amount of the check is directly linked to the number of student participants and the credit hours they take during any academic term. Total compensation to your institution since September 1998 has been \$87,133.15.

We are also sending a copy of this letter to your president and chief academic officer, so that they also are aware of the extent of this benefit to your institution. We are always interested in working with our partner institutions to increase student participation in CCA. A Director of Community College Relations works with a contact at your institution to encourage this participation.

If you have any questions, please feel free to contact Kim Browning, CCA Coordinator, at 1-877-341-6300 extension 8352 or by email at brownink@franklin.edu. We look forward to our continued partnership in support of your students and community you serve.

Sincerely,



Bill Chan, MBA
Director
Community College Alliance
1-888-341-6237 ext. 3097
chanb@franklin.edu

Cc: Dr. Lawrence Dukes, President
Ms. Sherry Sout, VP Academic Affairs

Attachments: Check

Agenda Item IV.B
Treasurer's Report
January and February 2006 Financial Reports

Board of Trustees
March 8, 2006, Meeting



February 2, 2006

MEMORANDUM TO: Dr. Lawrence Dukes, President
The Board of Trustees

FROM: James Buck, Treasurer

SUBJECT: January 31, 2006 Financial Reports

Please review the accompanying Financial Reports. Since the revised General Fund Budget was approved last month, we have final enrollment numbers for the Winter Term. There was an unforeseen decline in enrollment of approximately 3%. This could have an impact on year-end Total General Fund Revenues of 0.7%. Obviously, this is not what we would have chosen, but it is less of a concern for this fiscal year than for next year should a trend be developing. If you have any questions, please let me know.

Thank you.

SOUTHERN STATE COMMUNITY COLLEGE
MONTHLY FINANCIAL STATEMENTS - EXHIBIT 1 OF 6
COMPARATIVE BUDGET REPORT
SEVEN MONTHS ENDED JANUARY 31, 2006 (unaudited)

| | FISCAL 06 | | FISCAL 05 | | | |
|---------------------------------|-------------------|------------------|--------------|------------------|------------------|---------------|
| | ANNUAL BUDGET | 01/31/06 Y-T-D | % OF BUDGET | 01/31/05 Y-T-D | ANNUAL CHANGE | ANNUAL % CHG |
| REVENUE | | | | | | |
| STATE SUBSIDY | 4,592,894 | 2,693,502 | 58.6% | 2,598,056 | 95,446 | 3.7% |
| STUDENT FEES | 6,328,861 | 4,502,193 | 71.1% | 4,404,985 | 97,208 | 2.2% |
| GRANTS & CONTRACTS | 834,427 | 404,516 | 48.5% | 416,070 | (11,554) | -2.8% |
| OTHER INCOME | 130,000 | 110,322 | 84.9% | 41,690 | 68,632 | 164.6% |
| TOTAL REVENUE | 11,886,182 | 7,710,533 | 64.9% | 7,460,801 | 249,732 | 3.3% |
| EXPENDITURES | | | | | | |
| INSTRUCTIONAL | 5,839,041 | 3,239,365 | 55.5% | 2,941,668 | 297,697 | 10.1% |
| RESEARCH | 2,650 | 35 | 1.3% | 33 | 2 | 6.1% |
| COMMUNITY SERVICE | 16,516 | 10,404 | 63.0% | 6,057 | 4,347 | 71.8% |
| ACADEMIC SUPPORT | 1,612,103 | 960,499 | 59.6% | 933,282 | 27,217 | 2.9% |
| STUDENT SERVICES | 1,412,234 | 837,799 | 59.3% | 785,060 | 52,739 | 6.7% |
| INSTITUTIONAL SUPPORT | 1,431,373 | 816,444 | 57.0% | 806,092 | 10,352 | 1.3% |
| PLANT OPERATIONS | 1,382,265 | 802,668 | 58.1% | 691,560 | 111,108 | 16.1% |
| SCHOLARSHIPS | 290,000 | 190,206 | 65.6% | 270,234 | (80,028) | -29.6% |
| TOTAL EXPENDITURES | 11,986,182 | 6,857,420 | 57.2% | 6,433,986 | 423,434 | 6.6% |
| ANNUAL SURPLUS/(DEFICIT) | (100,000) | 853,113 | | 1,026,815 | (173,702) | -16.9% |
| AUXILIARY TRANSFER | 100,000 | - | | - | - | |
| SURPLUS/(DEFICIT) | - | 853,113 | | 1,026,815 | (173,702) | -16.9% |

SOUTHERN STATE COMMUNITY COLLEGE
MONTHLY FINANCIAL STATEMENTS - EXHIBIT 2 OF 6
CONSOLIDATED FUND BALANCE SHEETS
AS OF JANUARY 31, 2006 (unaudited)

| ASSETS | GENERAL FUND | AUXILIARY FUND | RESTRICTED FUND | LOAN FUND | ENDOWMENT FUND | PLANT FUND | AGENCY FUND | TOTAL FUNDS |
|--------------------------------------|------------------|------------------|-----------------|---------------|----------------|-------------------|---------------|-------------------|
| CASH AND INVESTMENTS | 154,210 | 1,007,345 | 936,953 | 11,086 | | 181,555 | 54,795 | 2,345,944 |
| ACCTS. RECEIVABLE-STUDENTS(NET) | 2,437,410 | | | | | | | 2,437,410 |
| ACCTS. RECEIVABLE - OTHER | 328,079 | 73,827 | 28,484 | | | | | 430,390 |
| NOTES RECEIVABLE | | | | 6,610 | | | | 6,610 |
| INVENTORIES | 10,870 | 209,549 | | | | | | 220,419 |
| DUE FROM OTHER FUNDS | | | | | | | | 0 |
| PREPAID EXPENSES | 21,998 | | | | | 901,325 | | 21,998 |
| EQUIPMENT | | | | | | 17,378,002 | | 901,325 |
| BUILDINGS AND IMPROVEMENTS | | | | | 12,318 | 39,477 | | 17,378,002 |
| OTHER ASSETS | | | | | | | | 51,795 |
| PREPAID EXPENSES | | 14,824 | | | | | | 14,824 |
| TOTAL ASSETS | 2,952,567 | 1,305,545 | 965,437 | 17,696 | 12,318 | 18,500,359 | 54,795 | 23,808,717 |
| LIABILITIES AND FUND BALANCES | | | | | | | | |
| ACCOUNTS PAYABLE | (11,319) | | | | | | | (11,319) |
| SALES TAX PAYABLE | | 16,571 | | | | | | 16,571 |
| REFUNDS PAYABLE | | | | | | | | 0 |
| PAYROLL TAXES AND WITHHOLDINGS | | | | | | | | 0 |
| ACCRUED PAYROLL | 199,499 | | | | | | | 199,499 |
| ACCRUED EXPENSES | | | | | | | | 0 |
| DEFERRED REVENUE | 32,270 | | 119,317 | | | 2,872,738 | | 119,317 |
| OTHER LIABILITIES | 339,585 | | | | | | | 2,905,008 |
| DEFERRED COMPENSATION | | | | | | | | 339,585 |
| NET INVESTMENT IN PLANT | | | | | | | | 15,627,621 |
| FUND BALANCE/HELD IN CUSTODY | 2,392,532 | 1,288,974 | 846,120 | 17,696 | 12,318 | | 54,795 | 4,612,435 |
| TOTAL LIAB. AND FUND BALANCES | 2,952,567 | 1,305,545 | 965,437 | 17,696 | 12,318 | 18,500,359 | 54,795 | 23,808,717 |

SOUTHERN STATE COMMUNITY COLLEGE
MONTHLY FINANCIAL STATEMENTS - EXHIBIT 3 OF 6
STATEMENT OF CURRENT FUNDS, REVENUES, EXPENDITURES, AND OTHER CHANGES
FOR THE PERIOD ENDED JANUARY 31, 2006 (unaudited)

| | UNRESTRICTED | RESTRICTED | EDUCATIONAL AND GENERAL | AUXILIARY ENTERPRISES | UNRESTRICTED TOTAL | EDUCATIONAL AND GENERAL | TOTAL RESTRICTED | TOTAL CURRENT FUNDS |
|---------------------------------------|------------------|------------|-------------------------------|--------------------------|-----------------------|-------------------------------|---------------------|---------------------------|
| REVENUES | | | | | | | | |
| TUITION, FEES, STUDENT CHARGES | 4,502,193 | | | | 4,502,193 | | 0 | 4,502,193 |
| STATE APPROPRIATION | 2,693,502 | | | | 2,693,502 | | 0 | 2,693,502 |
| FEDERAL GRANTS AND CONTRACTS | | | 2,914,729 | | 0 | 2,914,729 | 2,914,729 | 2,914,729 |
| STATE GRANTS AND CONTRACTS | 404,516 | | 890,729 | | 404,516 | 890,729 | 890,729 | 1,295,245 |
| LOCAL GRANTS AND CONTRACTS | | | 209,391 | | 0 | 209,391 | 209,391 | 209,391 |
| PRIVATE GIFTS, GRANTS & CONTRACTS | | | 167,339 | | 0 | 167,339 | 167,339 | 167,339 |
| SALES AND SERVICES | 1,982,795 | | | | 1,982,795 | | 0 | 1,982,795 |
| OTHER SOURCES | 110,322 | | | | 110,322 | | 0 | 110,322 |
| TOTAL EDUCA./GEN. REVENUE | 7,710,533 | | 4,182,188 | | 9,693,328 | 4,182,188 | 4,182,188 | 13,875,516 |
| EXPENDITURES AND MANDATORY TRANSFERS | | | | | | | | |
| EDUCATIONAL AND GENERAL | 3,185,157 | | 66,569 | | 3,185,157 | | 66,569 | 3,251,726 |
| INSTRUCTIONAL | 35 | | | | 35 | | 0 | 35 |
| SEPARATELY BUDGETED RESEARCH | 10,404 | | 907,069 | | 10,404 | 907,069 | 907,069 | 917,473 |
| PUBLIC SERVICE | 960,499 | | 26,353 | | 960,499 | 26,353 | 26,353 | 986,852 |
| ACADEMIC SUPPORT | 566,759 | | 128,897 | | 566,759 | 128,897 | 128,897 | 695,656 |
| STUDENT SERVICES | 816,444 | | 0 | | 816,444 | 0 | 0 | 816,444 |
| INSTITUTIONAL SUPPORT | 802,668 | | | | 802,668 | | 0 | 802,668 |
| OPERATION/MAINTENANCE OF PLANT | 190,206 | | 3,196,029 | | 190,206 | 3,196,029 | 3,196,029 | 3,386,235 |
| SCHOLARSHIPS AND FELLOWSHIPS | | | | | | | | |
| TOTAL EDUCA./GEN. EXPENDITURES | 6,532,172 | | 4,324,917 | | 6,532,172 | 4,324,917 | 4,324,917 | 10,857,089 |
| AUXILIARY ENTERPRISES | | 1,789,706 | | | 1,789,706 | | 0 | 1,789,706 |
| TRANSFERS | 325,248 | | (325,248) | | 325,248 | (325,248) | (325,248) | 0 |
| TOTAL EXPENDITURES/TRANSFERS | 6,857,420 | | 3,999,669 | | 8,647,126 | 3,999,669 | 3,999,669 | 12,646,795 |
| NET INCREASE IN FUND BALANCES | 853,113 | | 182,519 | | 1,046,202 | 182,519 | 182,519 | 1,228,721 |

SOUTHERN STATE COMMUNITY COLLEGE
MONTHLY FINANCIAL STATEMENTS - EXHIBIT 4 OF 6
AUXILIARY OPERATIONS
FOR SEVEN MONTHS ENDED JANUARY 31, 2006 (unaudited)

| | BOOKSTORE | DAYCARE | CCS | CONT. ED | TOTAL |
|-----------------------------------|----------------|----------------|-----------------|--------------|----------------|
| REVENUE | 1,030,164 | 169,968 | 773,405 | 21,841 | 1,995,378 |
| DISCOUNTS | 240 | 0 | (12,823) | 0 | (12,583) |
| COST OF SALES | 759,013 | 13,330 | 418,142 | 13,426 | 1,203,911 |
| GROSS MARGIN | <u>271,391</u> | <u>156,638</u> | <u>342,440</u> | <u>8,415</u> | <u>778,884</u> |
| ADMINISTRATIVE & GENERAL EXPENSES | | | | | |
| ADMINISTRATIVE SALARIES | 16,380 | 25,962 | 36,863 | 2,349 | 81,554 |
| SUPPORT STAFF SALARIES | 12,343 | | | | 12,343 |
| PART-TIME SUPPORT STAFF SALARIES | 378 | 83,873 | | | 84,251 |
| FRINGE BENEFITS ALLOCATED | 11,005 | 30,233 | 85,232 | | 126,470 |
| OFFICE SUPPLIES | 387 | 766 | 5,912 | | 7,065 |
| PRINTING SUP./PHOTOCOPYING | 153 | 1,331 | 1,081 | 337 | 2,902 |
| TRAVEL-CONFERENCE REIMBURSEMENT | | | 1,371 | | 1,371 |
| TRAVEL-MILEAGE REIMBURSEMENT | 239 | 618 | 3,649 | 46 | 4,552 |
| SPECIAL EVENTS | | | | 74 | 74 |
| ADVERTISING | | 587 | 16,412 | | 16,999 |
| TELEPHONE | 5,377 | 3,702 | 11,960 | | 21,039 |
| DUES & SUBSCRIPTIONS | | | | 378 | 378 |
| POSTAGE | 12,614 | 321 | 724 | 878 | 14,537 |
| COMPUTER SERVICES | | | | | 0 |
| STAFF DEVELOPMENT | | 132 | | | 132 |
| OTHER PROFESSIONAL FEES | | | 95,162 | 332 | 95,494 |
| EQUIPMENT GREATER THAN \$50 | | | 116,634 | | 116,634 |
| TOTAL ADMIN. AND GENERAL EXPENSES | <u>58,876</u> | <u>147,525</u> | <u>375,000</u> | <u>4,394</u> | <u>585,795</u> |
| SURPLUS/(DEFICIT) | <u>212,515</u> | <u>9,113</u> | <u>(32,560)</u> | <u>4,021</u> | <u>193,089</u> |

SOUTHERN STATE COMMUNITY COLLEGE
 MONTHLY FINANCIAL STATEMENTS - EXHIBIT 5 OF 6
 BIG ITEMS AND EXPENDITURES OVER \$5,000
 JANUARY 2006

| CHECK DATE | VENDOR | CHECK NO. | CHECK AMOUNT | DESCRIPTION |
|------------|-----------------------------------|-----------|--------------|----------------------|
| JAN 02 | PIKE NATURAL GAS | 125862 | \$7,315.35 | UTILITIES |
| JAN 03 | AMERICAN ELECTRIC POWER | 125869 | \$10,358.75 | UTILITIES |
| JAN 06 | BALESTRA HARR & SCHERER CPAS INC | 125876 | \$24,000.00 | AUDIT FEES |
| JAN 09 | GOW,MAC INSTRUMENT CO | 125936 | \$5,524.97 | LAB SUPPLIES |
| JAN 09 | HESKETT INSURANCE AGENCY | 125940 | \$37,215.00 | INSURANCE |
| JAN 09 | PEARSON EDUCATION | 125955 | \$6,650.54 | INVENTORY |
| JAN 09 | RITTENHOUSE BOOK DISTRIBUTORS | 125959 | \$15,803.10 | INVENTORY |
| JAN 09 | THOMSON LEARNING | 125964 | \$5,299.13 | INVENTORY |
| JAN 09 | TRAILINES | 125965 | \$5,711.00 | PROFESSIONAL FEES |
| JAN 10 | MID-AMERICAN CLEANING CONTRACTORS | 125993 | \$18,932.48 | PROFESSIONAL FEES |
| JAN 11 | MID-AMERICAN CLEANING CONTRACTORS | 126032 | \$18,932.48 | PROFESSIONAL FEES |
| JAN 12 | AMERICAN ELECTRIC POWER | 126052 | \$11,703.67 | UTILITIES |
| JAN 23 | BUSH COMMERCIAL INTERIORS INC | 126172 | \$9,011.35 | EQUIPMENT REPAIR |
| JAN 23 | DAYTON POWER AND LIGHT CO | 126179 | \$5,976.80 | UTILITIES |
| JAN 23 | GL OCKNER | 126185 | \$5,070.52 | GAS |
| JAN 23 | VECTREN ENERGY | 126226 | \$6,005.46 | UTILITIES |
| JAN 25 | MCGRAW HILL INC | 126272 | \$5,935.29 | INVENTORY |
| JAN 25 | MCGRAW HILL INC | 126273 | \$5,539.89 | INVENTORY |
| JAN 25 | NATIONAL BANK & TRUST CO | 126279 | \$6,000.00 | STUDENT TEST FEES |
| JAN 25 | PIKE NATURAL GAS | 126286 | \$7,671.22 | UTILITIES |
| JAN 25 | RESERVE ACCOUNT | 126291 | \$10,000.00 | POSTAGE |
| JAN 25 | THOMSON LEARNING | 126300 | \$5,028.20 | INVENTORY |
| JAN 27 | PEARSON EDUCATION | 126349 | \$5,026.00 | INVENTORY |
| JAN 31 | AMERICAN ELECTRIC POWER | 126387 | \$10,626.97 | UTILITIES |
| JAN 31 | BUSH COMMERCIAL INTERIORS INC | 126389 | \$5,986.25 | EQUIP REPAIRS |
| JAN 31 | DATASE RV | 126392 | \$32,930.00 | MAINTENANCE CONTRACT |

 \$288,257.42

TOTAL

SOUTHERN STATE COMMUNITY COLLEGE
 MONTHLY FINANCIAL STATEMENTS - EXHIBIT 6 OF 6
 DONATIONS JANUARY 2006

| RECEIPT DATE | DONOR | CHECK AMOUNT | DESCRIPTION |
|-----------------|---------------------------|-----------------|-------------|
| JAN 4 | CINNINNATI SCHL FOUND | \$2,500.00 | SCHOLARSHIP |
| JAN 5 | S CENTL OH AREA LOCAL | \$500.00 | SCHOLARSHIP |
| JAN 5 | CANDLE LITE INC | \$500.00 | SCHOLARSHIP |
| JAN 6 | FAYETTEVILLE SCHOOL | \$200.00 | SCHOLARSHIP |
| JAN 10 | TREASURER OF STATE | \$3,000.00 | SCHOLARSHIP |
| JAN 12 | PRES FREEDOM | \$500.00 | SCHOLARSHIP |
| JAN 18 | WCH CITY SCHOOLS | \$200.00 | SCHOLARSHIP |
| JAN 19 | MIAMI TRACE | \$500.00 | SCHOLARSHIP |
| JAN 31 | BROWN CO GENERAL HOSPITAL | \$500.00 | SCHOLARSHIP |
| JAN 31 | BROWN CO GENERAL HOSPITAL | \$1,000.00 | SCHOLARSHIP |
| JAN 31 | BROWN CO GENERAL HOSPITAL | \$1,000.00 | SCHOLARSHIP |
| JAN 31 | BROWN CO GENERAL HOSPITAL | \$1,000.00 | SCHOLARSHIP |
| | | | ----- |
| TOTAL | | \$11,400.00 | ===== |

SOUTHERN STATE COMMUNITY COLLEGE FOUNDATION
 BALANCE SHEET
 AS OF JANUARY 31, 2006 (unaudited)

ASSETS

| | |
|-----------------------------|------------------|
| Cash in Bank | 1,849,365 |
| Investments | |
| Cost Basis | 653,008 |
| Unrealized Gain | 77,454 |
| Market Value of Investments | 730,462 |
| Pledges Receivable | 41,050 |
| Other Assets | |
| Total Assets | <u>2,620,877</u> |

LIABILITIES AND NET ASSETS

LIABILITIES

| | |
|-------------------|----------|
| Other Liabilities | - |
| Total Liabilities | <u>-</u> |

NET ASSETS

| | |
|----------------------------------|------------------|
| Unrestricted | 62,109 |
| Temporarily Restricted | 60,891 |
| Permanently Restricted | 2,497,877 |
| Total Net Assets | <u>2,620,877</u> |
| Total Liabilities and Net Assets | <u>2,620,877</u> |

SOUTHERN STATE COMMUNITY COLLEGE FOUNDATION
 FINANCIAL REPORT
 PERIOD ENDING JANUARY 31, 2006 (unaudited)

| FUNDS | CONTRIBUTIONS | INVESTMENT RETURN | TRANSFER TO SSSC | BEGINNING FUND BALANCE | CURRENT FUND BALANCE |
|--------------------------------------|-----------------|----------------------|---------------------|------------------------------|----------------------------|
| PERMANENTLY RESTRICTED: | | | | | |
| Col Pommett Scholarship Fund | 1,350 | 637 | (167) | 17,103 | 18,923 |
| Fifth Third Bank Fund | 3,094 | 2,321 | (167) | 27,525 | 29,846 |
| Hudson Fund | 109 | 3,318 | (167) | 40,422 | 46,667 |
| Igo Fund | 500 | 470 | (500) | 11,049 | 11,461 |
| Jacobson Fund | 200 | 426 | (20,000) | 10,521 | 11,447 |
| Lairfach Fund | | 409 | | 9,469 | 9,578 |
| General Contribution Fund | | 15,028 | | 206,344 | 201,372 |
| Beck Fund | | 156 | | 6,095 | 6,251 |
| Hottle Nursing Scholarship Fund | 500 | 209 | (334) | 10,440 | 10,815 |
| Barthel Art Scholarship Fund | | 466 | | 11,442 | 11,908 |
| Daniels Fund | 25 | 542 | (167) | 13,051 | 13,451 |
| Stephen Bennet Scholarship Fund | 300 | 495 | (167) | 13,643 | 13,971 |
| Gene Worthington BCRW Fund | 5,898 | 1,016 | (501) | 26,123 | 27,439 |
| Douglas & Susan Seipelt Fund | 35,000 | 746 | (1,586) | 125,687 | 165,877 |
| Highland County Fund | | 266 | (167) | 6,514 | 6,613 |
| Bagshaw Enterprises KFC Fund | 6,300 | 896 | (334) | 22,719 | 23,960 |
| Paul Neff Memorial Fund | 6,620 | 1,408 | | 14,458 | 21,320 |
| Fender Scholarship Fund | 8,650 | | 4,833 | 1,565,430 | 1,572,050 |
| Eimer & Hieten Reed Fund | 135,640 | 1,778 | 20,000 | | 137,418 |
| Joyce Fender Family Scholarship Fund | 67,485 | | 22,132 | | 87,485 |
| Pence Patron Arts | | | | | 22,132 |
| YouCan Fund | | | | | |
| Elks Club Scholarship Fund | | | | | |
| SUBTOTAL | 271,671 | 37,363 | 22,541 | 2,166,302 | 2,497,877 |
| TEMPORARILY RESTRICTED: | | | | | |
| Appalachian Gateway Fund | 150 | | (150) | 3,137 | 3,137 |
| Fayette Co. Schol. Fund | | | (3,772) | 21,146 | 17,374 |
| Performing Arts Fund | | | | 129 | 129 |
| Weaslec Fund | 5,000 | | (2,668) | 6,672 | 9,004 |
| Hillsboro Ford Warner Fund | 5,773 | | (814) | 3,712 | 8,671 |
| Cassner Foundation Fund | | | (2,000) | 12,458 | 10,458 |
| Patriot Center Capital Improvement | 5,450 | | | 1,023 | 6,473 |
| Dare WCH Schol | | | 980 | | 980 |
| Leadership Highland Schol. Fund | 4,665 | | | | 4,665 |
| SUBTOTAL | 21,038 | - | (8,424) | 48,277 | 60,891 |
| UNRESTRICTED | | | | | |
| General Contribution Fund | (53,065) | 19,033 | 55,016 | 41,125 | 62,109 |
| SUBTOTAL | (53,065) | 19,033 | 55,016 | 41,125 | 62,109 |
| GRAND TOTAL | 239,644 | 56,396 | 69,133 | 2,255,704 | 2,620,877 |



March 2, 2006

MEMORANDUM TO: Dr. Lawrence Dukes, President
The Board of Trustees

FROM: James Buck, Treasurer

SUBJECT: February 28, 2006 Financial Reports

Please review the accompanying Financial Reports. A significant amount of work has been done with the FY 07 budget. The work is far from finished, but certain conclusions can be drawn at this point. Based upon the information we have at this time it will not be possible to have a balanced budget without an increase in Student Fee Revenue in excess of 7%, or significant retrenchment in programs and/or services, or some combination of the two. Student Fee Revenue is the product of enrollment and tuition. Given the enrollment trend we have experienced this year and the demographic information we have received from the local school districts, it would appear to be unreasonable to expect a significant increase in enrollment.

The State has provided us with two different State Subsidy estimates, each contingent upon the legislature's final resolution of how to spend a portion of FY 2007 appropriations. The two estimates represent an increase in Subsidy of either 4.2 % or 6.5%. Due to the fact that State Subsidy represents only 39% of our General Fund Budget, these increases actually represent only 1.6% or 2.5% of our operating revenue. You are well aware of increases in healthcare, utilities, and personnel costs and the fact that programs have been expanded and staffing has increased.

I have spent the last five months working on a subcommittee of the Ohio Board of Regents Subsidy Consultation, as well as a member of the full consultation itself. The Subcommittee was charged with revising the Higher Education funding formula. Our subcommittee has proposed very significant changes. The recommendations were well received by the Subsidy Consultation. These changes, if implemented, should at some point result in real increases in funding for Southern State. Fiscal Year 2008 will be the first opportunity for us to realize some of the impact, and they may be phased-in over a biennium or more.

I have a few attachments for your review. If you have questions or need more information, please let me know.

Thank you.

SOUTHERN STATE COMMUNITY COLLEGE
MONTHLY FINANCIAL STATEMENTS - EXHIBIT 1 OF 6
COMPARATIVE BUDGET REPORT
EIGHT MONTHS ENDED FEBRUARY 28, 2006 (unaudited)

| | FISCAL 06 | | FISCAL 05 | | | |
|---------------------------------|-------------------|------------------|--------------|------------------|-----------------|--------------|
| | ANNUAL BUDGET | 02/28/06 Y-T-D | % OF BUDGET | 02/28/05 Y-T-D | ANNUAL CHANGE | ANNUAL % CHG |
| REVENUE | | | | | | |
| STATE SUBSIDY | 4,592,894 | 3,073,800 | 66.9% | 2,978,175 | 95,625 | 3.2% |
| STUDENT FEES | 6,328,861 | 5,634,984 | 89.0% | 5,341,705 | 293,279 | 5.5% |
| GRANTS & CONTRACTS | 834,427 | 606,774 | 72.7% | 624,105 | (17,331) | -2.8% |
| OTHER INCOME | 130,000 | 127,165 | 97.8% | 51,265 | 75,900 | 148.1% |
| TOTAL REVENUE | 11,886,182 | 9,442,723 | 79.4% | 8,995,250 | 447,473 | 5.0% |
| EXPENDITURES | | | | | | |
| INSTRUCTIONAL RESEARCH | 5,839,041 | 3,742,025 | 64.1% | 3,392,949 | 349,076 | 10.3% |
| COMMUNITY SERVICE | 2,650 | 42 | 1.6% | 35 | 7 | 20.0% |
| ACADEMIC SUPPORT | 16,516 | 14,580 | 88.3% | 11,288 | 3,292 | 29.2% |
| STUDENT SERVICES | 1,612,103 | 1,077,693 | 66.9% | 1,043,032 | 34,661 | 3.3% |
| INSTITUTIONAL SUPPORT | 1,412,234 | 983,674 | 69.7% | 916,104 | 67,570 | 7.4% |
| PLANT OPERATIONS | 1,431,373 | 877,630 | 61.3% | 893,385 | (15,755) | -1.8% |
| SCHOLARSHIPS | 1,382,265 | 900,601 | 65.2% | 800,892 | 99,709 | 12.4% |
| | 290,000 | 275,195 | 94.9% | 273,732 | 1,463 | 0.5% |
| TOTAL EXPENDITURES | 11,986,182 | 7,871,440 | 65.7% | 7,331,417 | 540,023 | 7.4% |
| ANNUAL SURPLUS/(DEFICIT) | (100,000) | 1,571,283 | | 1,663,833 | (92,550) | -5.6% |
| AUXILIARY TRANSFER | 100,000 | - | | - | - | |
| SURPLUS/(DEFICIT) | - | 1,571,283 | | 1,663,833 | (92,550) | -5.6% |

SOUTHERN STATE COMMUNITY COLLEGE
 MONTHLY FINANCIAL STATEMENTS - EXHIBIT 2 OF 6
 CONSOLIDATED FUND BALANCE SHEETS
 AS OF FEBRUARY 28, 2006 (unaudited)

| ASSETS | GENERAL FUND | AUXILIARY FUND | RESTRICTED FUND | LOAN FUND | ENDOWMENT FUND | PLANT FUND | AGENCY FUND | TOTAL FUNDS |
|--------------------------------------|------------------|------------------|------------------|---------------|----------------|-------------------|---------------|-------------------|
| CASH AND INVESTMENTS | 1,465,555 | 1,038,381 | 1,040,554 | 10,176 | | 172,244 | 52,848 | 3,779,758 |
| ACCTS. RECEIVABLE-STUDENTS(NET) | 1,553,757 | | | | | | | 1,553,757 |
| ACCTS. RECEIVABLE - OTHER | 644,742 | 74,179 | 39,745 | | | | | 758,666 |
| NOTES RECEIVABLE | | | 7,520 | | | | | 7,520 |
| INVENTORIES | 10,706 | 212,746 | | | | | | 223,452 |
| DUE FROM OTHER FUNDS | | | | | | | | 0 |
| PREPAID EXPENSES | 29,218 | | | | | | | 29,218 |
| EQUIPMENT | | | | | | 901,325 | | 901,325 |
| BUILDINGS AND IMPROVEMENTS | | | | | | 17,378,002 | | 17,378,002 |
| OTHER ASSETS | | | | | 12,318 | 49,477 | | 61,795 |
| PREPAID EXPENSES | | 11,859 | | | | | | 11,859 |
| TOTAL ASSETS | 3,703,978 | 1,337,165 | 1,080,299 | 17,696 | 12,318 | 18,501,048 | 52,848 | 24,705,352 |
| LIABILITIES AND FUND BALANCES | | | | | | | | |
| ACCOUNTS PAYABLE | (17,709) | | | | | | | (17,709) |
| SALES TAX PAYABLE | | (157) | | | | | | (157) |
| REFUNDS PAYABLE | | | | | | | | 0 |
| PAYROLL TAXES AND WITHHOLDINGS | | | | | | | | 0 |
| ACCRUED PAYROLL | 239,398 | | | | | | | 239,398 |
| ACCRUED EXPENSES | | | | | | | | 0 |
| DEFERRED REVENUE | | | 170,622 | | | | | 170,622 |
| OTHER LIABILITIES | 32,000 | | | | | 2,872,738 | | 2,904,738 |
| DEFERRED COMPENSATION | 339,585 | | | | | | | 339,585 |
| NET INVESTMENT IN PLANT | | | | | | 15,628,310 | | 15,628,310 |
| FUND BALANCE/HELD IN CUSTODY | 3,110,704 | 1,337,322 | 909,677 | 17,696 | 12,318 | | 52,848 | 5,440,565 |
| TOTAL LIAB. AND FUND BALANCES | 3,703,978 | 1,337,165 | 1,080,299 | 17,696 | 12,318 | 18,501,048 | 52,848 | 24,705,352 |

SOUTHERN STATE COMMUNITY COLLEGE
MONTHLY FINANCIAL STATEMENTS - EXHIBIT 3 OF 6
STATEMENT OF CURRENT FUNDS, REVENUES, EXPENDITURES, AND OTHER CHANGES
FOR THE PERIOD ENDED FEBRUARY 28, 2006 (unaudited)

| | UNRESTRICTED | | RESTRICTED | | |
|---------------------------------------|-------------------------------|--------------------------|-----------------------|-------------------------------|---------------------------|
| | EDUCATIONAL AND GENERAL | AUXILIARY ENTERPRISES | UNRESTRICTED TOTAL | EDUCATIONAL AND GENERAL | TOTAL CURRENT FUNDS |
| REVENUES | | | | | |
| TUITION, FEES, STUDENT CHARGES | 5,634,984 | | 5,634,984 | 0 | 5,634,984 |
| STATE APPROPRIATION | 3,073,800 | | 3,073,800 | 0 | 3,073,800 |
| FEDERAL GRANTS AND CONTRACTS | | | 0 | 4,984,196 | 4,984,196 |
| STATE GRANTS AND CONTRACTS | 606,774 | | 606,774 | 1,223,284 | 1,830,058 |
| LOCAL GRANTS AND CONTRACTS | | | 0 | 227,380 | 227,380 |
| PRIVATE GIFTS, GRANTS & CONTRACTS | | | 0 | 245,459 | 245,459 |
| SALES AND SERVICES | 127,165 | 2,174,671 | 2,174,671 | 0 | 2,174,671 |
| OTHER SOURCES | | | 127,165 | 0 | 127,165 |
| TOTAL EDUCA./GEN. REVENUE | 9,442,723 | 2,174,671 | 11,617,394 | 6,680,319 | 18,297,713 |
| EXPENDITURES AND MANDATORY TRANSFERS | | | | | |
| EDUCATIONAL AND GENERAL | 3,673,845 | | 3,673,845 | 71,998 | 3,745,843 |
| INSTRUCTIONAL | 42 | | 42 | 0 | 42 |
| SEPARATELY BUDGETED RESEARCH | | | 14,580 | 1,022,470 | 1,037,050 |
| PUBLIC SERVICE | 14,580 | | 14,580 | 26,353 | 1,104,046 |
| ACADEMIC SUPPORT | 1,077,693 | | 1,077,693 | 150,297 | 793,071 |
| STUDENT SERVICES | 642,774 | | 642,774 | 0 | 877,630 |
| INSTITUTIONAL SUPPORT | 877,630 | | 877,630 | 0 | 900,601 |
| OPERATION/MAINTENANCE OF PLANT | 900,601 | | 900,601 | 5,566,206 | 5,841,401 |
| SCHOLARSHIPS AND FELLOWSHIPS | 275,195 | | 275,195 | | |
| TOTAL EDUCA./GEN. EXPENDITURES | 7,462,360 | 0 | 7,462,360 | 6,837,324 | 14,299,684 |
| AUXILIARY ENTERPRISES | | 1,933,233 | 1,933,233 | | 1,933,233 |
| TRANSFERS | 409,080 | | 409,080 | (409,080) | 0 |
| TOTAL EXPENDITURES/TRANSFERS | 7,871,440 | 1,933,233 | 9,804,673 | 6,428,244 | 16,232,917 |
| NET INCREASE IN FUND BALANCES | 1,571,283 | 241,438 | 1,812,721 | 252,075 | 2,064,796 |

SOUTHERN STATE COMMUNITY COLLEGE
MONTHLY FINANCIAL STATEMENTS - EXHIBIT 4 OF 6
AUXILIARY OPERATIONS
FOR EIGHT MONTHS ENDED FEBRUARY 28, 2006 (unaudited)

| | BOOKSTORE | DAYCARE | CCS | CONT. ED | TOTAL |
|-----------------------------------|----------------|----------------|----------------|--------------|----------------|
| REVENUE | 1,033,049 | 206,350 | 926,360 | 22,632 | 2,188,391 |
| DISCOUNTS | 253 | 0 | (13,973) | 0 | (13,720) |
| COST OF SALES | 761,062 | 14,279 | 474,615 | 13,549 | 1,263,505 |
| GROSS MARGIN | <u>272,240</u> | <u>192,071</u> | <u>437,772</u> | <u>9,083</u> | <u>911,166</u> |
| ADMINISTRATIVE & GENERAL EXPENSES | | | | | |
| ADMINISTRATIVE SALARIES | 18,720 | 28,683 | 43,429 | 2,684 | 93,516 |
| SUPPORT STAFF SALARIES | 14,107 | | | | 14,107 |
| PART-TIME SUPPORT STAFF SALARIES | 378 | 96,705 | | | 97,083 |
| FRINGE BENEFITS ALLOCATED | 12,584 | 33,492 | 100,850 | | 146,926 |
| OFFICE SUPPLIES | 389 | 783 | 7,405 | | 8,577 |
| PRINTING SUP./PHOTOCOPYING | 161 | 1,582 | 1,401 | 429 | 3,573 |
| TRAVEL-CONFERENCE REIMBURSEMENT | | | 2,690 | | 2,690 |
| TRAVEL-MILEAGE REIMBURSEMENT | 324 | 634 | 4,080 | 47 | 5,085 |
| SPECIAL EVENTS | | | | 74 | 74 |
| ADVERTISING | | 587 | 30,473 | | 31,060 |
| TELEPHONE | 5,769 | 4,183 | 13,778 | | 23,730 |
| DUES & SUBSCRIPTIONS | | | | 378 | 378 |
| POSTAGE | 12,757 | 349 | 884 | 943 | 14,933 |
| COMPUTER SERVICES | | | | | 0 |
| STAFF DEVELOPMENT | | 132 | | | 132 |
| OTHER PROFESSIONAL FEES | | | 99,605 | 332 | 99,937 |
| EQUIPMENT GREATER THAN \$50 | | | 127,927 | | 127,927 |
| TOTAL ADMIN. AND GENERAL EXPENSES | <u>65,189</u> | <u>167,130</u> | <u>432,522</u> | <u>4,887</u> | <u>669,728</u> |
| SURPLUS/(DEFICIT) | <u>207,051</u> | <u>24,941</u> | <u>5,250</u> | <u>4,196</u> | <u>241,438</u> |

SOUTHERN STATE COMMUNITY COLLEGE
 MONTHLY FINANCIAL STATEMENTS - EXHIBIT 5 OF 6
 BID ITEMS AND EXPENDITURES OVER \$5,000
 FEBRUARY 2006

| CHECK DATE | VENDOR | CHECK NO. | CHECK AMOUNT | DESCRIPTION |
|------------|-----------------------------------|-----------|--------------|------------------------|
| FEB 6 | MICHAEL D DUNAWAY | 126654 | \$5,250.00 | REFUND |
| FEB 7 | ATI | 127386 | \$5,849.00 | ASSESSMENTS |
| FEB 15 | AMERICAN ELECTRIC POWER | 127527 | \$11,465.07 | UTILITIES |
| FEB 15 | MID-AMERICAN CLEANING CONTRACTORS | 127557 | \$18,932.48 | PROFESSIONAL FEES |
| FEB 15 | RESERVE ACCOUNT | 127565 | \$12,500.00 | POSTAGE |
| FEB 24 | KZF DESIGN INC | 127850 | \$10,000.00 | GUIDE PLAN DEVELOPMENT |
| FEB 28 | AMERICAN ELECTRIC POWER | 127908 | \$10,805.51 | UTILITIES |
| FEB 28 | PIKE NATURAL GAS | 127934 | \$5,775.33 | UTILITIES |
| | | | | ----- |
| TOTAL | | | | \$80,577.39 |
| | | | | ===== |

SOUTHERN STATE COMMUNITY COLLEGE
 MONTHLY FINANCIAL STATEMENTS - EXHIBIT 6 OF 6
 DONATIONS FEBRUARY 2006

| RECEIPT DATE | DONOR | CHECK AMOUNT | DESCRIPTION |
|--------------|----------------------|--------------|-------------|
| FEB 10 | SCHOLARSHIP AMERICA | \$400.00 | SCHOLARSHIP |
| FEB 10 | SOUTHERN OH ED SERV | \$334.00 | SCHOLARSHIP |
| FEB 14 | SOUTHERN OH ED SERV | \$334.00 | SCHOLARSHIP |
| FEB 24 | BROWN CO FARMERS | \$500.00 | SCHOLARSHIP |
| FEB 24 | BATAVIA ALUMNI ASSOC | \$1,000.00 | SCHOLARSHIP |
| FEB 24 | WCH DAIRY QUEEN | \$222.00 | SCHOLARSHIP |

TOTAL
 \$2,790.00
 =====

SOUTHERN STATE COMMUNITY COLLEGE FOUNDATION
 BALANCE SHEET
 AS OF FEBRUARY 28, 2006 (unaudited)

ASSETS

| | |
|-----------------------------|------------------|
| Cash in Bank | 1,844,593 |
| Investments | |
| Cost Basis | 653,008 |
| Unrealized Gain | 77,739 |
| Market Value of Investments | 730,747 |
| Pledges Receivable | 39,550 |
| Other Assets | |
| Total Assets | <u>2,614,890</u> |
| | ===== |

LIABILITIES AND NET ASSETS

LIABILITIES

| | |
|-------------------|----------|
| Other Liabilities | - |
| Total Liabilities | <u>-</u> |
| | ----- |

NET ASSETS

| | |
|------------------------|------------------|
| Unrestricted | 64,245 |
| Temporarily Restricted | 56,808 |
| Permanently Restricted | 2,493,837 |
| Total Net Assets | <u>2,614,890</u> |
| | ----- |

Total Liabilities and Net Assets

| | |
|----------------------------------|------------------|
| Total Liabilities and Net Assets | <u>2,614,890</u> |
| | ===== |

SOUTHERN STATE COMMUNITY COLLEGE FOUNDATION
 FINANCIAL REPORT
 PERIOD ENDING FEBRUARY 28, 2006 (unaudited)

| FUNDS | CONTRIBUTIONS | INVESTMENT RETURN | TRANSFER TO SSOC | BEGINNING FUND BALANCE | CURRENT FUND BALANCE |
|--------------------------------------|-----------------|-------------------|------------------|------------------------|----------------------|
| PERMANENTLY RESTRICTED: | | | | | |
| Col. Pommeret Scholarship Fund | 1,350 | 662 | (334) | 17,103 | 18,781 |
| Fifth Third Bank Fund | | 2,294 | | 27,525 | 29,819 |
| Hodson Fund | 3,094 | 3,280 | (584) | 40,422 | 46,212 |
| Igo Fund | 121 | 490 | (334) | 11,049 | 11,326 |
| Jacobson Fund | 500 | 443 | | 10,521 | 11,464 |
| Ladrach Fund | 200 | 426 | (500) | 9,469 | 9,595 |
| General Contribution Fund | | 15,120 | (20,000) | 206,344 | 201,464 |
| Beck Fund | | 160 | | 6,095 | 6,255 |
| Hottle Nursing Scholarship Fund | 500 | 212 | (668) | 10,440 | 10,484 |
| Barthel Art Scholarship Fund | | 485 | | 11,442 | 11,927 |
| Daniels Fund | 25 | 564 | (334) | 13,051 | 13,306 |
| Stephen Bennet Scholarship Fund | | 513 | (334) | 13,643 | 13,822 |
| Gene Worthington BCRW Fund | 300 | 1,056 | (250) | 26,123 | 27,229 |
| Douglas & Susan Seippelt Fund | 5,898 | 765 | (1,002) | 28,267 | 33,929 |
| Highland County Fund | 35,000 | 6,814 | (3,168) | 125,687 | 164,333 |
| Bagshaw Enterprises KFC Fund | | 268 | (334) | 6,514 | 6,448 |
| Paul Neff Memorial Fund | | 1,416 | (334) | 22,719 | 23,801 |
| Fender Scholarship Fund | 6,300 | 901 | (668) | 14,458 | 20,991 |
| Elmer & Helen Reed Fund | 8,620 | - | | 1,565,430 | 1,572,050 |
| Joyce Fender Family Scholarship Fund | 8,900 | 1,778 | 4,666 | | 13,566 |
| Pence Paltron Arts | 135,640 | | 20,000 | | 137,418 |
| YouCan Fund | 67,485 | | 22,132 | | 87,485 |
| Elks Club Scholarship Fund | | | | | 22,132 |
| SUBTOTAL | 271,933 | 37,648 | 17,954 | 2,166,302 | 2,493,837 |
| TEMPORARILY RESTRICTED: | | | | | |
| Appalachian Gateway Fund | 150 | | (150) | 3,137 | 3,137 |
| Fayette Co. Schol. Fund | | | (5,104) | 21,146 | 16,042 |
| Performing Arts Fund | | | | 129 | 129 |
| Weastec Fund | 5,000 | | (3,169) | 6,672 | 8,503 |
| Hillsboro Ford Warner Fund | 5,773 | | (814) | 3,712 | 8,671 |
| Cassner Foundation Fund | | | (4,000) | 12,458 | 8,458 |
| Patriot Center Capital Improvement | 5,450 | | | 1,023 | 6,473 |
| Dare WCH School | | | 730 | | 730 |
| Leadership Highland School. Fund | 4,665 | | | | 4,665 |
| SUBTOTAL | 21,038 | - | (12,507) | 48,277 | 56,808 |
| UNRESTRICTED | | | | | |
| General Contribution Fund | (46,675) | 25,199 | 44,596 | 41,125 | 64,245 |
| SUBTOTAL | (46,675) | 25,199 | 44,596 | 41,125 | 64,245 |
| GRAND TOTAL | 246,296 | 62,847 | 50,043 | 2,255,704 | 2,614,890 |

Table 1: Annualized Tuition For Full-Time Resident Undergraduate Students, FY 2005 - FY 2006

| DRAFT, last revised: 9/7/05 | FY 2005 | FY 2006 | Change, FY 2005 to FY 2006 | |
|---------------------------------------|----------|----------|----------------------------|---------|
| UNIVERSITIES | | | | |
| Bowling Green State (A) | \$7,784 | \$8,248 | 6.0% | \$464 |
| Bowling Green State (B) | \$8,072 | \$8,560 | 6.0% | \$488 |
| Central State | \$4,710 | \$4,994 | 6.0% | \$284 |
| Cleveland State (A) | \$6,474 | \$7,022 | 8.5% | \$548 |
| Cleveland State (B) | \$6,822 | \$7,394 | 8.4% | \$572 |
| Kent State | \$7,504 | \$7,954 | 6.0% | \$450 |
| Miami University | \$19,642 | \$21,410 | 9.0% | \$1,768 |
| Ohio State (A) | \$6,828 | \$7,323 | 7.2% | \$495 |
| Ohio State (B) | \$7,446 | \$7,980 | 7.2% | \$534 |
| Ohio State (C) | \$7,542 | \$8,082 | 7.2% | \$540 |
| Ohio University (A) | \$7,404 | \$7,848 | 6.0% | \$444 |
| Ohio University (B) | \$7,770 | \$8,235 | 6.0% | \$465 |
| Shawnee State (A) | \$4,842 | \$5,130 | 5.9% | \$288 |
| Shawnee State (B) | \$5,202 | \$5,508 | 5.9% | \$306 |
| University of Akron (A) | \$7,147 | \$7,573 | 6.0% | \$426 |
| University of Akron (B) | \$7,510 | \$7,958 | 6.0% | \$448 |
| University of Cincinnati | \$8,379 | \$8,877 | 5.9% | \$498 |
| University of Toledo | \$7,054 | \$7,478 | 6.0% | \$424 |
| Wright State (A) | \$6,012 | \$6,372 | 6.0% | \$360 |
| Wright State (B) | \$6,246 | \$6,621 | 6.0% | \$375 |
| Wright State (C) | \$6,477 | \$6,864 | 6.0% | \$387 |
| Youngstown State | \$5,884 | \$6,333 | 7.6% | \$449 |
| UNWEIGHTED SECTOR AVERAGE | \$7,398 | \$7,898 | 7.00% | \$501 |
| BRANCH CAMPUSES | | | | |
| BGSU-Firelands | \$3,976 | \$4,114 | 3.5% | \$138 |
| KSU-Ashtabula | \$4,326 | \$4,586 | 6.0% | \$260 |
| KSU-E. Liverpool | \$4,326 | \$4,586 | 6.0% | \$260 |
| KSU-Geauga | \$4,326 | \$4,586 | 6.0% | \$260 |
| KSU-Salem | \$4,326 | \$4,586 | 6.0% | \$260 |
| KSU-Stark | \$4,326 | \$4,586 | 6.0% | \$260 |
| KSU-Trumbull | \$4,326 | \$4,586 | 6.0% | \$260 |
| KSU-Tuscarawas | \$4,326 | \$4,586 | 6.0% | \$260 |
| MU-Hamilton | \$3,840 | \$4,068 | 5.9% | \$228 |
| MU-Middletown | \$3,840 | \$4,068 | 5.9% | \$228 |
| OSU-Lima | \$5,553 | \$5,886 | 6.0% | \$333 |
| OSU-Mansfield | \$5,553 | \$5,886 | 6.0% | \$333 |
| OSU-Marion | \$5,553 | \$5,886 | 6.0% | \$333 |
| OSU-Newark | \$5,553 | \$5,886 | 6.0% | \$333 |
| OU-Southern | \$4,026 | \$4,146 | 3.0% | \$120 |
| OU-Chillicothe | \$4,248 | \$4,323 | 1.8% | \$75 |
| OU-Eastern | \$4,248 | \$4,323 | 1.8% | \$75 |
| OU-Lancaster | \$4,248 | \$4,323 | 1.8% | \$75 |
| OU-Zanesville | \$4,263 | \$4,338 | 1.8% | \$75 |
| UA-Wayne | \$4,745 | \$5,029 | 6.0% | \$284 |
| UA Summit College (main campus) (A) | \$5,842 | \$6,190 | 5.9% | \$348 |
| UA Summit College (main campus) (B) | \$6,204 | \$6,574 | 6.0% | \$369 |
| UC-Clermont | \$4,056 | \$4,299 | 6.0% | \$243 |
| UC-Walters | \$4,659 | \$4,938 | 6.0% | \$279 |
| UC-Center Access/Trans. (main campus) | \$6,579 | \$6,975 | 6.0% | \$396 |
| WSU-Lake | \$4,356 | \$4,617 | 6.0% | \$261 |
| UNWEIGHTED SECTOR AVERAGE | \$4,678 | \$4,922 | 5.2% | \$244 |
| COMMUNITY COLLEGES | | | | |
| Cuyahoga | \$2,192 | \$2,301 | 5.0% | \$110 |
| Jefferson | \$2,430 | \$2,550 | 4.9% | \$120 |
| Lakeland | \$2,432 | \$2,574 | 5.9% | \$143 |
| Lorain | \$2,217 | \$2,308 | 4.1% | \$91 |
| Rio Grande | \$3,320 | \$3,392 | 2.2% | \$72 |
| Sinclair | \$1,802 | \$1,910 | 6.0% | \$108 |

Table 1: Annualized Tuition For Full-Time Resident Undergraduate Students, FY 2005 - FY 2006

| DRAFT, last revised: 9/7/05 | FY 2005 | FY 2006 | Change, FY 2005 to FY 2006 | |
|-------------------------------------|----------------|----------------|----------------------------|--------------|
| UNWEIGHTED SECTOR AVERAGE | \$2,399 | \$2,506 | 4.5% | \$107 |
| STATE COMMUNITY COLLEGES | | | | |
| Cincinnati State | \$3,306 | \$3,497 | 5.8% | \$191 |
| Clark State | \$3,147 | \$3,305 | 5.0% | \$158 |
| Columbus State | \$3,285 | \$3,420 | 4.1% | \$135 |
| Edison State | \$3,090 | \$3,270 | 5.8% | \$180 |
| Northwest State | \$3,560 | \$3,720 | 4.5% | \$160 |
| Owens State | \$2,660 | \$2,804 | 5.4% | \$144 |
| Southern State [A] | \$3,120 | \$3,213 | 3.0% | \$93 |
| Terra State | \$3,227 | \$3,386 | 4.9% | \$159 |
| Washington State | \$3,375 | \$3,510 | 4.0% | \$135 |
| UNWEIGHTED SECTOR AVERAGE | \$3,197 | \$3,347 | 4.7% | \$151 |
| TECHNICAL COLLEGES | | | | |
| Belmont | \$3,401 | \$3,570 | 5.0% | \$169 |
| Central Ohio | \$3,258 | \$3,384 | 3.9% | \$126 |
| Hocking | \$3,168 | \$3,348 | 5.7% | \$180 |
| James A. Rhodes | \$3,818 | \$4,026 | 5.5% | \$209 |
| Marion | \$3,300 | \$3,480 | 5.5% | \$180 |
| Zane State (Muskingum Tech) | \$3,444 | \$3,647 | 5.9% | \$203 |
| North Central | \$3,299 | \$3,431 | 4.0% | \$133 |
| Stark State | \$3,420 | \$3,600 | 5.3% | \$180 |
| ATI (OSU) | \$5,568 | \$5,901 | 6.0% | \$333 |
| UNWEIGHTED SECTOR AVERAGE | \$3,631 | \$3,821 | 5.2% | \$190 |
| UNWEIGHTED STATEWIDE AVERAGE | \$5,003 | \$5,296 | 5.5% | \$293 |

[A] Second lowest tuition in the State (excluding 5 local tax levy schools)

| FY 2006 ANALYSIS: | | | | |
|---|-------------|--------------|---------|--------------|
| | FY 2005 | FY 2006 | | |
| UNWEIGHTED SECTOR AVERAGE | \$3,197 | \$3,347 | 4.7% | \$151 |
| Southern State | \$3,120 | \$3,213 | 3.0% | \$93 |
| \$ Sector Average ABOVE SSCC | \$77 | \$134 | | |
| % Sector Average ABOVE SSCC | 2.5% | 4.2% | | |
| FY 2007 ANALYSIS: | | | | |
| Average Anticipated %Increase in Sector for FY 2007 | | | FY 2007 | 5.6% |
| Average Anticipated Annual Tuition in Sector for FY 2007 | | | | \$3,535 |
| Southern State 2006 | | | | \$3,213 |
| \$ Sector Average ABOVE SSCC with anticipated 2007 increases | | | | \$322 |
| % Sector Average ABOVE SSCC with anticipated 2007 increases | | | | 10.0% |

Draft Report of the SSI Taxonomy Committee

Provided to

The State Share of Instruction Consultation

February 17, 2006

SSI Taxonomy Committee Membership

Rosemary Jones, Cuyahoga Community College (Co-Chair)
Darrell Winefordner, Ohio University (Co-Chair)

Jeff Boudouris, Sinclair Community College
James Buck, Southern State Community College
Chris Dalton, Bowling Green State University
Jan Diegmueller, University of Cincinnati
Ralph Gutowski, Miami University
Michael Mayher, Lakeland Community College
Roger Murphy, Shawnee State University
Tom Reed, Owens State Community College
L. Lee Walker, The Ohio State University
Vikki Williamson, Central State University

OBR Staff:

Rich Petrick
Andy Lechler
Katie Hensel
Neal McNally
Darrell Glenn

Charge of the SSI Taxonomy Committee

The taxonomy subcommittee is charged with reviewing the current subsidy model clusters and recommending models or clusters that will have a balance of the following characteristics:

- 1. Have similar costs and characteristics: Each model or cluster will include subjects and levels of instruction with similar costs or characteristics. Every effort will be taken to avoid costly programs grouped with inexpensive programs and vice versa. This is important because in the SSI formula, the cost of each subject and level of instruction is represented by the cost of its model or cluster. The range from the high cost to the low cost for each model or cluster should be as uniform as possible.*
- 2. Be predictable and easier to manage: The models or clusters should be reasonable to administer and should be supportive of the planning and forecasting needs of both the campuses and the Board of Regents. Ideally, each model or cluster would have similar number of enrollments and those enrollments should be of sufficient size to allow the model to have relatively stable average cost over time.*
- 3. Easier to understand and communicate: The models or clusters should represent identifiable groups of instruction to state policy makers and campuses. When new academic programs are developed, it should be apparent early in the planning process which models or clusters will support the new program.*

Once the subcommittee has identified a limited number of viable alternative taxonomies, it will investigate the fiscal ramifications of any proposed taxonomy at the campus level. This means applying the current SSI formula using the new taxonomy. The subcommittee may need to consider areas where some of the components of the SSI formula, such as the fee assumption and POM rates, might need to be restructured.

The subcommittee understands that recommendations should be made to the full SSI Consultation by February, 2006.

Findings and Recommendations

Introduction

The SSI Taxonomy Committee has met regularly for the past five months in pursuit of meeting the committee's charge. The Committee's work builds on the considerable efforts of the sub-committee from last biennium's SSI consultation. The work of the previous sub-committee that proved to be valuable in our deliberations included:

- ▶ *Identification that subject fields with similar costs were being funded in many different models with much different reimbursement rates. (See Attachment A)*
- ▶ *Rules for ignoring subject field / level combinations with an average enrollment of less than 15 FTE per year and for using the predominant enrollment model when subject field / level combination mapped to multiple models in the current system.*
- ▶ *Multiple attempts to model various models, including one that proved to be the starting point for the subject oriented taxonomy that we are recommending in this report.*

Structure of the Taxonomy

We have developed a consensus as to the structure of the taxonomy that we believe is superior to the current SSI taxonomy using the criteria listed in our charge. In other words, we have developed a subject oriented taxonomy that has reduced the amount of cost variance between the average costs of the subject field / level of instruction grouping to the model average cost by forty-two percent.

*While the Committee has discussed numerous different groupings, the Committee quickly came to a consensus that a subject oriented grouping taxonomy was preferable. **The structure of this recommended taxonomy was to group subject fields within three distinct taxonomy groupings:***

- ▶ ***Arts & Humanities (AH)***
- ▶ ***Business, Education, & Social Sciences (BES)***
- ▶ ***Science, Technology, Engineering, Mathematics, and Medicine (STEM²)***

The committee also explored the cost data within each of these groupings by subject field and level of instruction to determine the appropriate clustering into models. The committee examined six years of Resource Analysis data in its review of costs (FY 1999 through FY 2004). In exploring costs, the committee elected to use total costs rather than attempting to differentiate the various components that contributed to total costs (e.g. Plant Operation & Maintenance, Student Services, Instruction, etc.). This is an important distinction, especially when we begin to discuss implementation issues within the SSI model. As mentioned previously, we elected to ignore subject field / level

combinations that had an average of less than 15 FTE per year for the six-years of data for purposes of determining the appropriate model groupings. However, these subject areas are included within the taxonomy structure.

Where possible, the committee attempted to identify gaps in the average costs by subject field / level to try to truly average like costs and to protect against having a subject field with like costs within a taxonomy grouping fall into two different models. We also attempted to categorize subject fields so that the minimum and maximum cost ranges for a model were not more than fifteen percent higher or lower than the average cost for the model.

The committee endorsed the idea of using more than one year in determining costs for models. It was felt that using six years of data (with prior years' data being inflated to the most recent year's equivalent) would provide more stability and predictability in model rates. **Therefore, the committee recommends that the Ohio Board of Regents change the basis for determining model costs from a single year of Resource Analysis data to a rolling six-year average of Resource Analysis data.**

Attachment B provides a summary of the structure of the recommended taxonomy. Attachment C provides a summary of the differences in modeled costs between the current model structure and the recommended taxonomy by subject field / level. Note that Attachment C summarizes the impact for total enrollments over a six-year period. Annual amounts can be estimated by dividing by 6. However, note that the enrollments used for Resource Analysis include both subsidy eligible and ineligible FTE's, while SSI allocations are based only on subsidy eligible FTE's.

The Committee noted the validity of the approach that we are recommending is centered on the accuracy of the data. **Therefore, the Committee recommends that the Ohio Board of Regents review its data gathering systems (Course Inventory Expert System, enrollment audits, financial data submissions, etc.) to ensure that data is reported as consistently as possible. Further, the Committee recommends that OBR reconvene the HEI Advisory Committee or similar body to provide institutional input and guidance for these data issues.**

In reviewing the data, the Ohio Board of Regents pointed out several manual adjustments that were made to the current system that needed to be reviewed. These included the treatment for Foreign Exchange students, the enforcement of the Baccalaureate limits (no two year campus is allowed to have more than 30 percent of its enrollment in Baccalaureate courses), and the treatment of Ohio University's correspondence courses.

In response to the review of manual adjustments, the Committee recommends the following:

- ▶ **Foreign Exchange students will be reported within the Arts & Humanities 3 model. This model was chosen because the costs are closely aligned with**

the current Baccalaureate 2 model where Foreign Exchange enrollment is currently assigned. Also, that model houses the foreign language offerings that most Ohio students will be taking while studying abroad.

- ▶ *The committee recommends that the 30% Baccalaureate limit be eliminated. No two-year campus currently is at the 30% threshold and the new taxonomy will make it more difficult to enforce this provision. However, it is recommended that OBR periodically review this issue.*
- ▶ *It is recommended that the Ohio Board of Regents work with Ohio University to ensure that its correspondence courses are treated consistently with similar courses. For purposes of modeling, these courses have been mapped to the Business, Education, and Social Sciences 2 model. In the future, the appropriate new model within the taxonomy will be utilized.*

Among the more significant adjustments that occurred within the review of costs was the decision to modify the Medical 1 model. It was determined that the costs for the Clinical Psychology program at Wright State University and the Optometry program at The Ohio State University were more closely aligned with the STEM² 7 model than the Medical 1 model. These had program costs that were approximately \$25,000 or 47% lower than the other programs within the Medical 1 model, while their costs were within one percent of the STEM² 7 model average.

As mentioned earlier, our analysis of variance between subject field / level of instruction taxonomy and the current SSI taxonomy resulted in reducing the amount of variance by over 42%. When considering the Undergraduate level alone, the variance was reduced by approximately 45%. Consistent with the current SSI taxonomy, the new taxonomy has a larger proportionate share of variance at the graduate levels. Several efforts to reduce the variance at the graduate level were not successful because:

- *There are relatively smaller enrollments at the graduate level than at the undergraduate levels.*
- *While most undergraduate programs are offered by most institutions, that is not the case for graduate programs, where programs are offered less universally. This makes it difficult to add models without introducing other problems related to the small size of the model (volatility) or one institution having the majority of the enrollment in the model (lessening the value of the average cost methodology).*

It should also be noted that the Committee discussed similar concerns with the campus redistributive impact at the two-year institutions because:

- *Many two-year institutions have smaller campus enrollments than most four-year institutions.*
- *Individual programs or a couple of programs can represent a more significant share of a two-year campus' enrollment.*

These factors make it possible to have a higher percentage of two-year funding impacted by redistribution as a result of the introduction of a new taxonomy.

The above concerns also have been a significant problem within the current SSI taxonomy. The recommended subject oriented taxonomy has increased the number of models in which two-year campuses participate. However, further improvement is made difficult by some of the same limitations mentioned above within the discussion of graduate programs.

The committee elected not to review Doctoral level courses because they are already funded using a set-aside allocation that removed them from the enrollment based components of the SSI calculation. Thus, courses at the doctoral level will continue with their current classification of Doctoral 1 and Doctoral 2.

In summary, the Committee feels that we have been successful in identifying a taxonomy that is superior to the current SSI taxonomy, in accordance with the criteria identified within our charge:

- ***Have similar costs and characteristics:*** *Each model has subject fields / levels of instruction that have similar costs and characteristics. The use of subject oriented taxonomy provides a discipline based backbone using the federal classification of instructional program (CIP code) taxonomy that provides for similar characteristics. The addition of more models has enabled us to ensure similar costs, the variance has been reduced by nearly fifty percent, and nearly every subject field / level within each model falls with +/- fifteen percent of the models cost. The recommendation for the Ohio Board of Regents (OBR) to strengthen data integrity of Resource Analysis through additional guidance and review will also help ensure that like subjects and costs are treated consistently.*
- ***Be predictable and easier to manage:*** *The committee feels that the recommendation to use total costs based on a moving six-year average cost from Resource Analysis will add to the stability in modeled costs. The committee believes that the size of the enrollments in each model is sufficient to allow costs to be relatively stable over time. Also, we believe that the structure will enable OBR, through a consultation process, to adapt the taxonomy to reflect updated cost data if costs change significantly. The committee feels that it is imperative that the data be reviewed on an annual basis by OBR and that the data are discussed with institutions on a biennial basis.*
- ***Easier to understand and communicate:*** *The use of subject oriented taxonomy makes it easier for interested parties outside of higher education to understand. The committee believes by making the disciplinary grouping the primary descriptor, it will be easier to understand, both within and outside of the higher education community.*

The Committee, having come to a consensus on the taxonomy structure, turned to the remainder of its charge to investigate the fiscal ramifications on campuses.

The SSI formula

Early in its deliberations, the Committee evaluated whether to review costs by total costs or by component. It was decided that we would proceed using total costs, with the goal that this might enable us to explore simplifying implementation within the SSI formula by eliminating POM and Student Service weights either entirely or by replacing them with one "adjustment factor".

We spent considerable time and effort attempting to be able to explain the fiscal ramifications of each of these SSI changes on campuses and institutions. Attachment D provides a summary of these steps. We have provided the cost of each of steps and normalized the costs assuming that no new SSI dollars were available to fund these changes. Below is a summary of the steps we modeled and a brief rationale for its existence:

Step 1: Provides a summary of the SSI impact to each campus from simulating current fee structure and using the new taxonomy.

This is the step that is the most directly related to the charge of the Committee in that it provides the impact from moving to a new taxonomy. In this step, however, we have not yet incorporated the recommendation to use six-years of Resource Analysis data, and it is still reliant on the current "local contribution" standards that a majority of the committee have concerns about. Note, that because of the new model structure we had to simulate the new fee structure. This simulation was accomplished by examining the new taxonomy's composition (using where the subject field / level had been mapped in the current taxonomy) and using a weighted average of local contribution amounts from the current model.

Step 2: Provides a summary of the SSI impact to each campus from using six-years of Resource Analysis Data rather than one year's data.

This step enables us to evaluate the impact of moving from one year's data to a moving six-year average of data that should provide for more stability in model costs over time.

Note that steps 3 through 6 summarize the impact of eliminating several adjustments in the current SSI calculation that provided differential allocations based on individual campus cost drivers. It was also recognized that the current formula does not explicitly take into account other cost drivers that differ from campus to campus, e.g. the additional costs associated with having a larger proportion of full-time tenured faculty. The Committee, in taking a total cost approach in the construction of the

recommended taxonomy, identified as a priority the potential that the model can be simplified substantially by removing these adjustments.

Step 3: Provides a summary of the SSI impact to each campus from removing the square footage POM allocation.

The Committee attempted to move to a total cost approach with the hope of simplifying the calculation of the SSI formula by eliminating some the campus related cost factors. The square footage allocation was put in place almost a decade ago, when the State moved to activity based POM calculations. It was established to recognize that certain institutions had more space on the books than an activity formula provided for. The hope was that over time, the amounts between the square footage POM and activity based POM would converge. For the most part this has occurred. This allocation totals only a little more than \$7.7 million statewide and it benefits only a few institutions. However, the impact to these institutions is significant. For example, it represents more than 25% of the total SSI calculation for the Agricultural Technical Institute (ATI) at The Ohio State University and for Central State University and is significant at several other campuses. Therefore, this factor will be important later in this report when we discuss the issues of allocation and transition.

Step 4: Provides a summary of the SSI impact to each campus from removing the POM Activity Weight from the formula.

The primary purpose of the activity based POM weights have been to recognize the fact that space is required for activities outside of the costs for instruction that is reimbursed through the SSI. The activity based POM weightings have been based on the amount job training activity and sponsored research activity relative to instruction.

Step 5: Provides a summary of the SSI impact to each campus from removing the Student Services Weight (based on headcount to FTE ratio).

The current SSI formula acknowledges that various institutions have different Student Services costs based on the headcount number of students they have relative to the FTE numbers. This weight adjusts a statewide Student Service cost by a factor related to the headcount to FTE ratios of the various campuses.

Step 6: Provides a summary of the SSI impact to each campus from using model cost rather than statewide average cost for the Student Services component.

The current formula uses one Statewide average cost for Student Services for all students regardless of the model. This step of the analysis provides an estimate of the impact if this cost is taken back to the average costs for the model.

Step 7: Summarizes the impact of moving to a uniform State share for each model, as the starting point for a revised method of calculating SSI earnings by model.

As discussed earlier, a majority of the committee have concerns related to the fact that the current local contribution amounts do not have a clearly understandable rationale. Rather, they reflect historical relationships that have been seriously impacted by the recent decline in state funding per FTE. This has caused a significant negative leveraging within the lower models of each level of instruction (e.g. GS1, Bac1, and MPD1) that has resulted in differential impacts at the institutional and sector level. Thus, the committee wanted to explore a change in methodology that moved to a Uniform State Share concept as a starting point for discussion of the various funding models, recognizing that we would want to adjust this uniform share based on a number of factors. The concept of Uniform State Share is that the State reimburses each model by the same percentage of the model's cost. The Committee recommends that the nomenclature for this concept be expressed as "State Share" instead of the "Student Share" (Local Contribution) to better describe how state appropriations fund higher education costs. Key to this discussion was that any adjustment factor should be separately identified and analyzed, so as to make the process as rational and transparent as possible.

The remaining steps in our analysis were our attempts to balance the major redistributive impacts of moving to a uniform State share with a rational package of adjustments that we provide for consideration.

Step 8: Summarizes the impact of removing the doctoral set-aside from the Uniform Share calculation.

As previously discussed, the Taxonomy Committee did not attempt to change the Doctoral Set-Aside component of the current model. This step summarizes the impact of this decision.

Step 9: Summarizes the impact of providing a 25% weighting to the Uniform State Share for the graduate models.

The committee discussed the need to provide a differential State Share for graduate students because of additional cost factors. After discussing the issue, the Committee recommended a 25 % weighting for graduate models. The primary reason for this recommendation is recognition of the significantly greater costs associated with graduate programs and the inability of the reduced state share resulting from the move to uniform state share to provide sufficient support for these programs.

Step 10: Summarizes the impact of ensuring that the STEM² models are funded at the current reimbursement rate or better. This step also makes up any funding not provided in the previous steps, to ensure that sufficient funding is provided to the Medical 2 model so that it equals the current allocation for the model.

The rationale for this step is that the STEM² models are impacted differentially by the combination of prior steps (Taxonomy and Uniform Share having the most dramatic impact), in part because the programs included in these models are among the most

expensive higher education offerings. Given the interest in encouraging enrollments in these subject fields to enhance economic development, the Committee felt that we should adjust the SSI calculation to ensure that each STEM² model be brought to its existing reimbursement rate. For those models where the reimbursement rate for the new taxonomy and formula exceed the current model and formula, the new taxonomy rate and formula has been used since it already offers more encouragement than the current model and formula. However, the Committee recommends that STEM² models be reviewed in the future, with the goal of achieving a more standardized weighting structure.

Please note that the committee ran several scenarios with STEM² models funded at reimbursement rates greater than those needed to bring STEM² models back to the current rates, but opted not to present those within the limitations of current funding. However, we do recommend that from a public policy standpoint that the Ohio Board of Regents consider requesting additional funding to provide further incentives to increase enrollments within the STEM² models.

The taxonomy itself did not have significant impact on the Medical 2 model. However, the introduction of a uniform State share had dramatic impact for this model since it has the highest cost and highest percentage of funding in the current structure. Given the presentations at the Clinical Subsidy Consultation that medical students were graduating with loans approaching the national limit (which is in excess of \$100,000), it was felt that we should not do anything else to exacerbate this amount. Our initial recommendation to establish a Medical 2 set-aside (paralleling the Doctoral set-aside) was modified in order to more readily accommodate increases in medical school enrollments that we understand are being considered.

Balancing Campus Funding Stability with Recommended Change

Perhaps one of the toughest issues that the committee has discussed is the issue of how quickly these changes should take effect. The current fiscal environment, resulting from the significant reduction in per FTE funding, already challenges the fiscal stability of campuses. Clearly, if the changes recommended in this report were implemented immediately, they would further jeopardize fiscal stability. However, some campuses are facing challenges today because of problems that this report is attempting to address. Thus, the transition methodology is extremely important.

The Committee chose not to recommend a specific transition strategy until it is known whether the recommendation package is accepted in total or whether it will undergo any significant adaptations. Also, while we have used the FY 2006 run of the SSI that assumes no stop-loss allocation to assess the impact of these recommendations, it is recognized that implementation of the new taxonomy/ formula will not be implemented prior to FY 2008. As a result, much work will need to be done to update data that will determine the actual allocations and impacts. There is also a concern on the part of some Committee members that the final transition recommendations not disregard the

significant differential impact the current formula has had over the past several years, particularly at the campus level.

Having provided the above caveats and concerns, the Committee did attempt to begin a conversation regarding transition strategies and principles. Below is a summary of our discussions:

- ⇒ If accepted, our recommendations will result in significant re-engineering of the SSI taxonomy and formula at a time when the higher education core funding has suffered several successive years of very substantial reductions in per student funding. This argues for a sufficient phase-in period to allow institutions that are negatively impacted to adjust. This must be balanced by the fact that the reason we are recommending significant change is because we are not comfortable with the result that the current model is producing.*
- ⇒ We are not optimistic that higher education will be provided additional funding to help mitigate the implementation of the proposed changes. Therefore, in our modeling we have self-funded the proposed changes.*
- ⇒ We propose validating gains and losses resulting from the proposed changes versus a base year of SSI calculation without stop-loss (we have currently modeled for FY 2006 and have suggested that FY 2007 might be a more appropriate base year).*
- ⇒ One proposal that received significant support from the committee was to phase-in gains and losses over a reasonable period of time. If we do not phase-in losses, it has been recommended that the aggregate stop-loss buffer (applied after taking into account the impact of enrollment) be more generous than the current 3% stop-loss allocation to recognize that the overall funding changes are the result of changes to the formula, which are largely out of the control of campuses, as well as enrollment shifts.*
- ⇒ Several institutions have significant losses due to the elimination of long-standing practices that recognize unique circumstances or situations (e.g. square foot POM). Revisions to these practices may warrant special consideration for funding outside of the SSI calculation.*
- ⇒ The committee reviewed the issue of whether or not fiscal stability should be addressed at the institutional or campus level. **The Committee recommends that fiscal stability be measured at the campus level since the regional campuses and main campus management structures are separate and distinct.** It was also pointed out that all other analyses, e.g. the two-year and five-year averages are based at the campus level.*
- ⇒ Finally, it should be noted that the committee discussed the relationship between these methodological (taxonomy and formula) changes and the typical enrollment related changes that have been buffered through the stop-loss calculation. A concern was expressed that the current formula has resulted in considerable differentiation between campuses over the past several years*

because of enrollment growth coupled with reduced funding. The addition of the proposed methodological changes has the potential to compound these losses even more. Thus, whatever form the transition methodology takes, it should recognize that campuses have to adjust their operations to exist within this changing environment.

Concluding Observation

It should be recognized that our discussions, arguments, and conclusions were done in a professional and collaborative environment where the Committee strived to address the taxonomy from a holistic statewide perspective. Our efforts would not have been nearly as organized or informed without the extraordinary support we received from the OBR staff, in particular, Andy Lechler and Katie Hensel.

Recommended Next Steps

The Committee respectfully submits our proposal to the State Share of Instruction Consultation for your review. We recommend that the following next steps be taken:

- ⇒ The SSI Consultation consider these recommended changes and decide if the Taxonomy Committee's package and its components make sense from a State policy perspective.*
- ⇒ If the SSI Consultation decides that SSI implementation strategy, or any of its components need additional work, we suggest the Consultation decide the appropriate body to further review the recommendations. Hopefully, the SSI Consultation will be able to provide focus and direction to that body as to what specific issues they want to be addressed more fully.*
- ⇒ If the SSI Consultation decides that the Committee's recommendations are sufficiently sound to warrant a wider discussion, we recommend that OBR convene a consultation and invite chief fiscal officers (or other appropriate representatives) from all institutions to discuss the merits and concerns of the proposal.*

Attachment D: Run 10 Uniform State Share with STEM2 Addition, Grad Addition and Doc Set-Aside Detail by SSI type

| Sector | Inst | Campus | Uniform Fee Assumption | STEM ² and Med 2 Addition | Grad. Addition | Doc Set Aside | Formula Earnings | FY 2006 production with zero Stop Loss | % Difference, formula earnings vs FY 2006 |
|-------------|------|--------|------------------------|--------------------------------------|----------------|---------------|------------------|--|---|
| CC | CYCC | CCCE | \$9,057,197 | \$658,182 | \$0 | \$0 | \$9,715,379 | \$49,186,935 | -3.40% |
| CC | CYCC | CCCM | \$14,851,848 | \$3,048,710 | \$0 | \$0 | \$17,900,557 | \$0 | |
| CC | CYCC | CCCW | \$18,276,290 | \$1,621,164 | \$0 | \$0 | \$19,897,454 | \$0 | |
| CC | JEFF | JEFF | \$2,972,038 | \$457,484 | \$0 | \$0 | \$3,429,522 | \$3,154,690 | 8.71% |
| CC | LCCC | LCCC | \$16,144,667 | \$2,768,798 | \$0 | \$0 | \$18,913,465 | \$17,992,458 | 5.12% |
| CC | LKCC | LKCC | \$13,425,675 | \$1,623,117 | \$0 | \$0 | \$15,048,792 | \$14,070,891 | 6.95% |
| CC | RGCC | RGCC | \$3,620,444 | \$675,605 | \$0 | \$0 | \$4,296,049 | \$4,182,682 | 2.71% |
| CC | SNCL | SNCL | \$32,880,963 | \$6,260,394 | \$0 | \$0 | \$39,141,357 | \$40,288,149 | -2.85% |
| CC Total | | | \$111,229,121 | \$17,113,454 | \$0 | \$0 | \$128,342,575 | \$128,875,804 | -0.41% |
| SC | CLRK | CLRK | \$5,805,734 | \$933,306 | \$0 | \$0 | \$6,739,040 | \$6,561,417 | 2.71% |
| SC | CNST | CNST | \$18,051,835 | \$3,829,435 | \$0 | \$0 | \$21,881,270 | \$21,814,865 | 0.30% |
| SC | CSCC | CSCC | \$39,435,198 | \$5,925,837 | \$0 | \$0 | \$45,361,034 | \$45,531,095 | -0.37% |
| SC | EDSN | EDSN | \$4,897,529 | \$658,171 | \$0 | \$0 | \$5,555,700 | \$5,261,002 | 5.60% |
| SC | NSCC | NSCC | \$5,470,123 | \$1,217,756 | \$0 | \$0 | \$6,687,879 | \$6,644,504 | 0.65% |
| SC | OSCC | OSCF | \$3,701,068 | \$625,275 | \$0 | \$0 | \$4,326,342 | \$0 | |
| SC | OSCC | OSCT | \$24,787,789 | \$5,053,246 | \$0 | \$0 | \$29,841,035 | \$33,658,947 | 1.51% |
| SC | SSCC | SSCC | \$4,206,671 | \$746,004 | \$0 | \$0 | \$4,952,675 | \$4,644,731 | 6.63% |
| SC | TRRA | TRRA | \$4,068,873 | \$764,581 | \$0 | \$0 | \$4,833,453 | \$5,107,300 | -5.36% |
| SC | WSCC | WSCC | \$4,129,342 | \$909,470 | \$0 | \$0 | \$5,038,813 | \$4,815,342 | 4.64% |
| SC Total | | | \$114,554,161 | \$20,663,080 | \$0 | \$0 | \$135,217,240 | \$134,039,203 | 0.88% |
| TC | BLTC | BLTC | \$3,574,357 | \$871,218 | \$0 | \$0 | \$4,445,575 | \$4,547,384 | -2.24% |
| TC | COTC | COTC | \$5,311,077 | \$1,405,115 | \$0 | \$0 | \$6,716,192 | \$6,067,004 | 10.70% |
| TC | HOCK | HOCK | \$11,239,317 | \$1,985,400 | \$0 | \$0 | \$13,224,716 | \$13,922,037 | -5.01% |
| TC | LMTC | LMTC | \$5,842,357 | \$1,486,867 | \$0 | \$0 | \$7,329,224 | \$6,817,967 | 7.50% |
| TC | MATC | MATC | \$3,474,830 | \$352,549 | \$0 | \$0 | \$3,827,379 | \$3,824,212 | 0.08% |
| TC | MRTC | MRTC | \$3,614,905 | \$782,694 | \$0 | \$0 | \$4,397,599 | \$4,275,431 | 2.86% |
| TC | NCTC | NCTC | \$5,508,971 | \$1,054,818 | \$0 | \$0 | \$6,563,788 | \$6,732,913 | -2.51% |
| TC | SSCT | SSCT | \$10,707,529 | \$2,870,894 | \$0 | \$0 | \$13,578,423 | \$13,620,839 | -0.31% |
| TC Total | | | \$49,273,342 | \$10,809,554 | \$0 | \$0 | \$60,082,897 | \$59,807,790 | 0.46% |
| UB | OHSU | AGTI | \$2,543,999 | \$1,152,764 | \$0 | \$0 | \$3,696,762 | \$4,216,399 | -12.32% |
| UB | KENT | ASHT | \$2,557,926 | \$472,367 | \$0 | \$0 | \$3,030,292 | \$2,948,254 | 2.78% |
| UB | OHUN | CHLC | \$4,125,566 | \$614,331 | \$41,449 | \$0 | \$4,781,345 | \$4,688,697 | 1.98% |
| UB | CINC | CLER | \$5,201,102 | \$514,129 | \$7,549 | \$0 | \$5,722,780 | \$5,272,254 | 8.55% |
| UB | OHUN | EAST | \$2,301,996 | \$203,820 | \$52,264 | \$0 | \$2,558,080 | \$2,543,414 | 0.58% |
| UB | KENT | ELIV | \$1,398,139 | \$407,214 | \$408 | \$0 | \$1,805,761 | \$1,729,579 | 4.40% |
| UB | BGSU | FIRE | \$3,561,516 | \$408,519 | \$47,548 | \$0 | \$4,017,584 | \$3,808,001 | 5.50% |
| UB | KENT | GEAG | \$1,272,848 | \$159,432 | \$13,322 | \$0 | \$1,445,602 | \$1,456,008 | -0.71% |
| UB | MIAM | HAML | \$5,665,533 | \$571,497 | \$43,229 | \$0 | \$6,280,259 | \$5,971,225 | 5.18% |
| UB | WSUN | LAKE | \$2,253,058 | \$159,855 | \$74,136 | \$0 | \$2,487,049 | \$2,230,496 | 11.50% |
| UB | OHUN | LANC | \$3,313,210 | \$137,373 | \$61,230 | \$0 | \$3,511,813 | \$3,261,589 | 7.67% |
| UB | OHSU | LIMA | \$3,364,930 | \$227,529 | \$94,129 | \$0 | \$3,686,588 | \$3,485,408 | 5.77% |
| UB | OHSU | MARI | \$4,011,375 | \$135,773 | \$80,632 | \$0 | \$4,227,780 | \$3,851,667 | 9.76% |
| UB | MIAM | MIDL | \$5,120,751 | \$716,188 | \$90,582 | \$0 | \$5,927,521 | \$5,608,025 | 5.70% |
| UB | OHSU | MNSF | \$3,874,441 | \$243,067 | \$61,929 | \$0 | \$4,179,437 | \$3,955,034 | 5.67% |
| UB | OHSU | NWRK | \$5,151,030 | \$213,185 | \$96,748 | \$0 | \$5,460,962 | \$4,814,229 | 13.43% |
| UB | KENT | SALM | \$2,360,317 | \$424,100 | \$4,599 | \$0 | \$2,789,016 | \$2,711,520 | 2.86% |
| UB | OHUN | STHN | \$4,073,940 | \$584,749 | \$60,183 | \$0 | \$4,718,871 | \$4,445,316 | 6.15% |
| UB | KENT | STRK | \$7,116,266 | \$464,844 | \$8,169 | \$0 | \$7,589,279 | \$7,049,126 | 7.66% |
| UB | KENT | TRMB | \$3,729,839 | \$443,288 | \$1,908 | \$0 | \$4,175,035 | \$4,126,179 | 1.18% |
| UB | KENT | TSCR | \$3,610,404 | \$687,296 | \$6,672 | \$0 | \$4,304,372 | \$4,076,654 | 5.59% |
| UB | CINC | WALT | \$8,155,984 | \$1,759,872 | \$65,923 | \$0 | \$9,981,780 | \$9,459,477 | 5.52% |
| UB | AKRN | WAYN | \$2,841,614 | \$306,083 | \$0 | \$0 | \$3,147,697 | \$2,983,612 | 5.50% |
| UB | OHUN | ZANE | \$4,533,080 | \$828,191 | \$53,001 | \$0 | \$5,414,272 | \$5,024,360 | 7.76% |
| UB Total | | | \$92,138,862 | \$11,835,466 | \$965,610 | \$0 | \$104,939,938 | \$99,716,521 | 5.24% |
| UM | AKRN | AKRN | \$59,301,701 | \$9,061,495 | \$4,321,193 | \$8,815,258 | \$81,499,647 | \$81,296,762 | 0.25% |
| UM | BGSU | BGSU | \$54,043,110 | \$5,833,382 | \$2,871,063 | \$9,046,915 | \$71,794,470 | \$70,268,735 | 2.17% |
| UM | CINC | CINC | \$80,993,178 | \$19,312,623 | \$8,765,224 | \$29,835,894 | \$138,906,920 | \$141,047,553 | -1.52% |
| UM | CLEV | CLEV | \$48,345,285 | \$6,940,911 | \$5,461,138 | \$2,270,967 | \$63,018,300 | \$63,752,447 | -1.15% |
| UM | CNTL | CNTL | \$3,427,778 | \$231,438 | \$4,306 | \$0 | \$3,663,522 | \$5,116,134 | -28.39% |
| UM | KENT | KENT | \$61,361,614 | \$9,329,685 | \$3,665,418 | \$13,231,186 | \$87,587,904 | \$84,916,442 | 3.15% |
| UM | MCOT | MCOT | \$11,410,355 | \$5,934,048 | \$2,852,589 | \$1,537,559 | \$21,734,550 | \$23,470,622 | -7.40% |
| UM | MIAM | MIAM | \$41,668,866 | \$5,473,646 | \$1,726,857 | \$5,764,855 | \$54,634,224 | \$52,592,235 | 3.88% |
| UM | NECM | NECM | \$5,969,315 | \$3,134,682 | \$1,492,329 | \$0 | \$10,596,326 | \$10,382,896 | 2.06% |
| UM | OHSU | OHSU | \$178,516,407 | \$39,328,748 | \$16,915,803 | \$66,994,262 | \$301,755,220 | \$307,726,491 | -1.94% |
| UM | OHUN | OHUN | \$69,716,789 | \$10,165,773 | \$4,945,446 | \$11,220,614 | \$96,048,621 | \$97,525,237 | -1.51% |
| UM | SHAW | SHAW | \$9,069,493 | \$1,294,909 | \$0 | \$0 | \$10,364,402 | \$10,711,857 | -3.24% |
| UM | TLDO | TLDO | \$59,059,240 | \$10,012,748 | \$3,278,527 | \$3,902,099 | \$76,252,614 | \$75,527,831 | 0.96% |
| UM | WSUN | WSUN | \$51,802,098 | \$12,266,412 | \$4,694,637 | \$4,485,184 | \$73,248,331 | \$72,443,777 | 1.11% |
| UM | YNGS | YNGS | \$32,559,205 | \$5,420,217 | \$1,073,665 | \$355,243 | \$39,408,329 | \$39,877,695 | -1.18% |
| UM Total | | | \$767,244,435 | \$143,740,717 | \$62,068,192 | \$157,460,037 | \$1,130,513,381 | \$1,136,656,713 | -0.54% |
| Grand Total | | | \$1,134,439,921 | \$204,162,271 | \$63,033,802 | \$157,460,037 | \$1,559,096,031 | \$1,559,096,031 | 0.00% |
| | | | 73% | 13% | 4% | 10% | 100% | 100% | |